

One-touch fittings—tube-tube type



Ordering code

Same diameter type fittings

NPE 1/4

① ②

① Model

NPM: Bulkhead union



NPE: Union tee



NPLM: Bulkhead male elbow



NPY: Union "Y"



NPP: Plug



NPV: Union elbow



NPZ: Cross



NPU: Straight union



② Port size

5/32: $\Phi 5/32$ "
1/4: $\Phi 1/4$ "
5/16: $\Phi 5/16$ "
3/8: $\Phi 3/8$ "
1/2: $\Phi 1/2$ "

PE 6

① ②

① Model

PM: Bulkhead union



PE: Union tee



PLM: Bulkhead male elbow



PY: Union "Y"



PP: Plug



PV: Union elbow



PZ: Cross



PU: Straight union



② Port size

4: $\Phi 4$ mm
6: $\Phi 6$ mm
8: $\Phi 8$ mm
10: $\Phi 10$ mm
12: $\Phi 12$ mm

Different diameter type fittings

NPG 1/4 - 5/32

① ② ③

① Model

NPG: Different diameter straight



NPZG: Different diameter cross



NPEW: Different diameter tee



NPYW: Different diameter union "Y"



NPGJ: Plug-in reducer



NPEG: Different diameter tee



NPKG: Reducer triple branch union



NPHK: Universal reducer triple branch union



NPHD: Universal reducer four branch union



② Port size

1/4: $\Phi 1/4$ "
5/16: $\Phi 5/16$ "
3/8: $\Phi 3/8$ "
1/2: $\Phi 1/2$ "

③ Port size

5/32: $\Phi 5/32$ "
1/4: $\Phi 1/4$ "
5/16: $\Phi 5/16$ "
3/8: $\Phi 3/8$ "

PEG 6 - 4

① ② ③

① Model

PG: Different diameter straight



PZG: Different diameter cross



PEW: Different diameter tee



PYW: Different diameter union "Y"



PGJ: Plug-in reducer



PEG: Different diameter tee



PKG: Reducer triple branch union



PHK: Universal reducer triple branch union



PHD: Universal reducer four branch union



② Port size

4: $\Phi 4$ mm
6: $\Phi 6$ mm
8: $\Phi 8$ mm
10: $\Phi 10$ mm
12: $\Phi 12$ mm

③ Port size

4: $\Phi 4$ mm
6: $\Phi 6$ mm
8: $\Phi 8$ mm
10: $\Phi 10$ mm

One-touch fittings—tube-tube type

Table for interface port and tube O.D.

Product series	Port size				
	Φ5/32"	Φ1/4"	Φ5/16"	Φ3/8"	Φ1/2"
NPE, NPY, NPV, NPU NPM, NPLM, NPP, NPZ	•	•	•	•	•

Product series	Port size				
	Φ4	Φ6	Φ8	Φ10	Φ12
PE, PY, PV, PU PM, PLM, PP, PZ	•	•	•	•	•

Product series	Port size I	Port size II			
		Φ5/32"	Φ1/4"	Φ5/16"	Φ3/8"
NPG NPGJ	Φ1/4"	•			
	Φ5/16"		•		
	Φ3/8"		•	•	
	Φ1/2"			•	•
NPEG NPEW NPYW	Φ1/4"	•			
	Φ5/16"		•		
	Φ3/8"			•	
	Φ1/2"			•	•
NPZG	Φ1/4"	•			
	Φ5/16"		•		
	Φ3/8"			•	
	Φ1/2"				•
NPKG	Φ1/4"	•			
	Φ5/16"		•		
	Φ3/8"			•	
NPHK NPHD	Φ5/16"		•		
	Φ3/8"			•	

Product series	Port size I	Port size II			
		Φ4	Φ6	Φ8	Φ10
PG PGJ	Φ4				
	Φ6	•			
	Φ8	•	•		
	Φ10		•	•	
	Φ12			•	•
PEG PEW PYW	Φ4				
	Φ6	•			
	Φ8		•		
	Φ10			•	
	Φ12			•	•
PZG	Φ4				
	Φ6	•			
	Φ8		•		
	Φ10			•	
PKG	Φ4				
	Φ6	•			
	Φ8		•		
	Φ10			•	
PHK PHD	Φ4				
	Φ6				
	Φ8		•		
	Φ10			•	
	Φ12				•

Specification

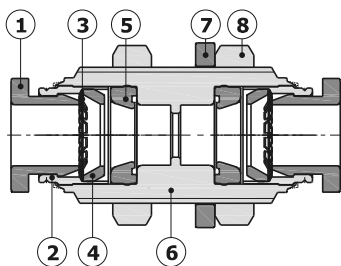
Operating pressure range	0~145psi(0~1.0MPa)
Negative pressure	10Torr(-750mmHg)
Proof pressure	215psi(1.5MPa)
Ambient and fluid temperature	-5~160°F(-20~70°C)
Applicable tubing	Soft nylon or polyurethane

Product feature

1. Variable models can be widely used in every kind of pneumatic systems.
2. High circulation performance: bear the same flow with the volume of the tubing inside diameter.
3. Connect tubing easily and conveniently.
The tubing connection portion is safe and durable.

Inner structure

NPM,PM Series

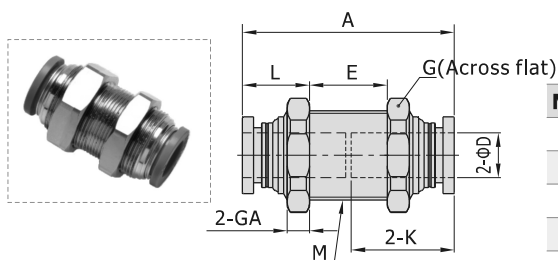


No.	Item
1	Release button
2	Guide
3	Spring gasket
4	Chuck
5	O-ring
6	Body
7	Rubber washer
8	Nut

One-touch fittings—tube-tube type

Dimensions

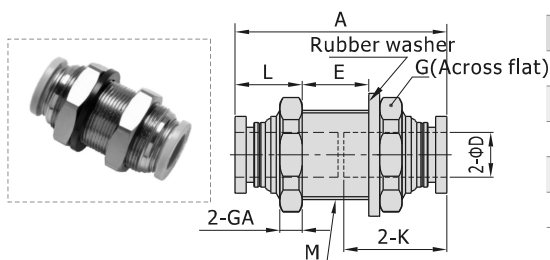
NPM Series



[Unit: inch]

Model\Item	ΦD	M	A	K	L	E	G	GA	Weight(g)
NPM5/32	5/32	1/2-20 UNF	1.08	0.53	0.37	0.28	9/16	0.22	6.2
NPM1/4	1/4	9/16-18 UNF	1.34	0.65	0.41	0.43	11/16	0.22	9.5
NPM5/16	5/16	5/8-18 UNF	1.50	0.73	0.49	0.43	3/4	0.22	15.7
NPM3/8	3/8	7/8-14 UNF	1.69	0.83	0.49	0.63	1	0.28	22.5
NPM1/2	1/2	7/8-14 UNF	1.83	0.91	0.53	0.69	1	0.28	29.5

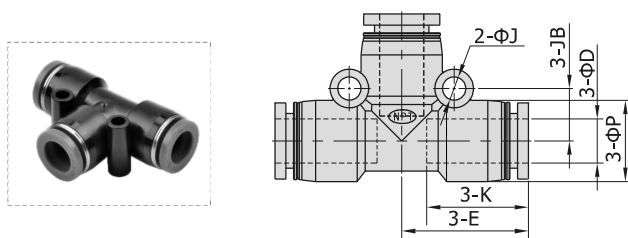
PM Series



[Unit: mm]

Model\Item	ΦD	M	A	K	L	E	G	GA	Weight(g)
PM4	4	M12X1	29	14	10	7	14	4	6.2
PM6	6	M14X1	34	16.5	10.5	11	17	4	9.5
PM8	8	M16X1	38	18.5	11.5	13	19	4	15.7
PM10	10	M20X1	43	21	12.5	16	24	5	22.5
PM12	12	M22X1	46.5	23	13.5	17.5	27	6	29.5

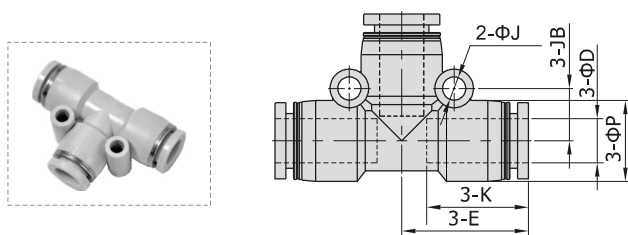
NPE Series



[Unit: inch]

Model\Item	ΦD	ΦP	K	E	φJ	JB	Weight(g)
NPE5/32	5/32	0.35	0.53	0.63	0.13	0.26	3.1
NPE1/4	1/4	0.49	0.65	0.79	0.13	0.31	6.1
NPE5/16	5/16	0.59	0.73	0.91	0.17	0.37	8.8
NPE3/8	3/8	0.71	0.83	1.04	0.17	0.43	13.8
NPE1/2	1/2	0.83	0.91	1.18	0.17	0.51	21.0

PE Series



[Unit: mm]

Model\Item	ΦD	ΦP	K	E	φJ	JB	Weight(g)
PE4	4	9	14	17	3.2	6.5	3.1
PE6	6	12.5	16.5	20	3.2	8	6.1
PE8	8	15	18.5	23	4.3	9.5	8.8
PE10	10	18	21	26.5	4.3	11	13.8
PE12	12	21	23	30	4.3	13	21