

One-touch fittings—threaded type

Ordering code

Same diameter type fittings		Ordering code				
		PL	6	01	<input type="checkbox"/>	<input type="checkbox"/>
		①	②	③	④	⑤
① Model	② Port size	③ Thread connection		④ Standard color		⑤ Thread type
PHW: Double universal male elbow 	PL: Male elbow 	Thread connection	Adaptable port size	Standard color	Specification	Adaptable model
PHF: Universal female elbow 	PLL: Extended male elbow 	M5: M5X0.8	Φ4, Φ6	Blank: Gray	Release button: Gray	PCF PMF
PEB: Male branch tee 	PLF: Female elbow 	4: Φ4mm 6: Φ6mm 8: Φ8mm 10: Φ10mm 12: Φ12mm			Body: Gray	Others
PED: Male run tee 	PCF: Female connector 				Release button: Black	PCF PMF
PYB: Branch "Y" 	PMF: Bulkhead connector 	01: 1/8" 02: 1/4" 03: 3/8" 04: 1/2"	Φ4, Φ6 Φ8, Φ10 Φ12	D: Black	Release button: Black	Others
PZB: Threaded cross 	PH: Universal male elbow 				Body: Black	
						Blank: PT

Different diameter type fittings		Ordering code						
		PKD	6	-	4	01	<input type="checkbox"/>	<input type="checkbox"/>
		①	②	③	④	⑤	⑥	
① Model	② Port size	③ Port size	④ Thread connection		⑤ Standard color		⑥ Thread type	
PKD: Male reducer triple branch 	6: Φ6mm 8: Φ8mm 10: Φ10mm	4: Φ4mm 6: Φ6mm 8: Φ8mm	01: 1/8" 02: 1/4" 03: 3/8"		Standard color: Specification		Blank: PT	
						Blank: Gray	Release button: Gray/Body: Gray	
						D: Black	Release button: Black/Body: Black	

Specification

Operating pressure range	0~10kgf/cm ² (0~1.0MPa)
Negative pressure	-750mmHg(10Torr)
Proof pressure	1.5MPa
Ambient and fluid temperature (°C)	-20~70
Applicable tubing	Soft nylon or polyurethane
Color	Grey/black

Product feature

- Variable models can be widely used in every kind of pneumatic systems.
- High circulation performance: bear the same flow with the volume of the tubing inside diameter.
- Connect tubing easily and conveniently. The tubing connection portion is safe and durable.
- The threaded portion is covered with sealant and the M5 thread is attached with a sealing gasket to prevent air leakage over the connection thread portion.
- The nickel plated body is anti-corrosion and anti-pollution, which allows a broader application.

Inner structure

No.	Item	Material
1	Release button	POM
2	Guide	Aluminum alloy
3	Spring gasket	Stainless steel
4	Chuck	POM
5	O-ring	NBR
6	Body	PBT
7	O-ring	NBR
8	Stud	Brass

Table for interface port and tube O.D.

Product series	Thread type	Port size				
		Φ4	Φ6	Φ8	Φ10	Φ12
PL	M5	●	●			
	1/8"	●	●	●	●	●
	1/4"	●	●	●	●	●
	3/8"		●	●	●	●
	1/2"			●	●	●
PLL	M5	●	●			
	1/8"	●	●	●	●	
	1/4"	●	●	●	●	●
	3/8"		●	●	●	●
PEB	M5	●	●			
	1/8"	●	●	●	●	
	1/4"	●	●	●	●	●
	3/8"		●	●	●	●
PH	M5	●	●			
	1/8"	●	●	●		
	1/4"		●	●	●	
	3/8"		●	●	●	●
PHF	1/2"		●	●	●	●
	1/8"	●	●	●		
	1/4"		●	●	●	
	3/8"		●	●	●	●
PHW	1/2"		●	●	●	●
	1/8"	●	●	●		
	1/4"		●	●	●	
PZB	3/8"		●	●	●	●
	1/8"		●	●		
	1/4"		●	●	●	

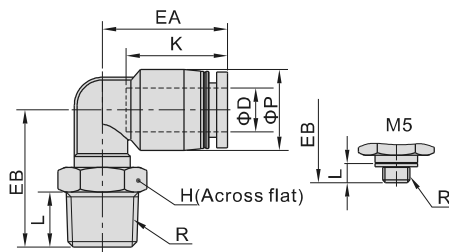
Product series	Thread type	Port size		
		Φ6-Φ4	Φ8-Φ6	Φ10-Φ8
PKD	1/8"	●		
	1/4"		●	
	3/8"			●

Accessories—One-Touch Fittings

One-touch fittings—threaded type

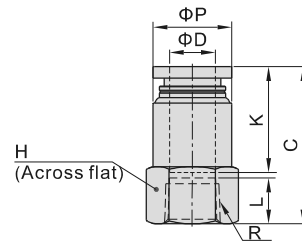
Dimensions

PL Series



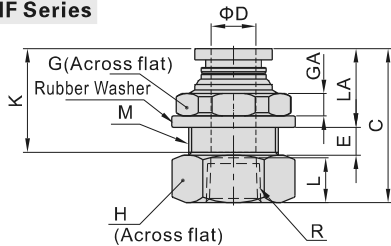
Model\Item	ΦD	R	ΦP	L	K	EA	EB	H	Weight(g)
PL4M5	4	M5×0.8	9	3.5	14	17	15	8	3
PL401		1/8"	9	7.5	14	17	18.5	10	4.5
PL402		1/4"	9	10	14	17	22.0	14	12
PL6M5	6	M5×0.8	12.5	3.5	17	20	17.0	8	4.5
PL601		1/8"	12.5	7.5	17	20	20.5	10	6
PL602		1/4"	12.5	10	17	20	24.0	14	13.5
PL603	6	3/8"	12.5	11	17	20	25.5	17	20.5
PL604		1/2"	12.5	14	17	20	30.0	21	36
PL801		1/8"	15	7.5	18.5	23	20.5	10	7.5
PL802	8	1/4"	15	10	18.5	23	25.0	14	13
PL803		3/8"	15	11	18.5	23	26.5	17	21
PL804		1/2"	15	14	18.5	23	31.0	21	36
PL1001	10	1/8"	18	7.5	21	25.5	25.0	17	16.5
PL1002		1/4"	18	10	21	25.5	27.0	17	19
PL1003		3/8"	18	11	21	25.5	28.0	17	21
PL1004	10	1/2"	18	14	21	25.5	32.5	21	37
PL1201		1/8"	21	7.5	23	28.5	26.5	17	19
PL1202		1/4"	21	10	23	28.5	28.5	17	21.5
PL1203	12	3/8"	21	11	23	29.5	33	17	25.5
PL1204		1/2"	21	14	23	29.5	34	21	37

PCF Series



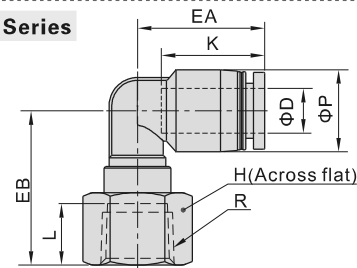
Model\Item	ΦD	R	ΦP	L	C	K	H	Weight(g)
PCF4M5	4	M5×0.8	9	5	21	14	10	2.7
PCF401		1/8"	9.5	8	23	14	14	4.5
PCF402		1/4"	9.5	11	26	14	17	6.5
PCF6M5	6	M5×0.8	12	5	21.5	16.5	12	3.9
PCF601		1/8"	12.5	8	25.5	16.5	14	5.6
PCF602		1/4"	12.5	11	28.5	16.5	17	7.5
PCF603	6	3/8"	13	12	29.5	16.5	21	10.7
PCF604		1/2"	13	13.5	31.0	16.5	25	13.8
PCF801		1/8"	14	8	27.5	18.5	14	5.8
PCF802	8	1/4"	14.5	11	30.5	18.5	17	8.4
PCF803		3/8"	14.5	12	31.5	18.5	21	11.2
PCF804		1/2"	14.5	13.5	33	18.5	25	14.4
PCF1001	10	1/8"	17	8	29	21	17	9.5
PCF1002		1/4"	17	11	33	21	17	9.9
PCF1003		3/8"	18	12	34	21	21	14
PCF1004	10	1/2"	18	13.5	35.5	21	25	17.1
PCF1202		1/4"	21	11	33.5	23	21	17.5
PCF1203		3/8"	21	12	35.5	23	21	16.6
PCF1204	12	1/2"	21	13.5	37	23	25	19.7

PMF Series



Model\Item	ΦD	R	M	L	C	K	LA	E	GA	G	H	Weight(g)
PMF401	4	1/8"	M12X1	8	25	14	12	4	4	14	14	6.4
PMF402		1/4"	M12X1	11	29	14	12	4	4	14	17	9
PMF601	6	1/8"	M14X1	8	25.5	16.5	12.5	5	4	17	17	9.1
PMF602		1/4"	M14X1	11	30.5	16.5	12.5	5	4	17	17	10.9
PMF603		3/8"	M14X1	12	31.5	16.5	12.5	5	4	17	21	13.2
PMF801	8	1/8"	M16X1	8	27.5	18.5	13.5	5.5	4	19	19	12.8
PMF802		1/4"	M16X1	11	32	18.5	13.5	5.5	4	19	19	15.7
PMF803		3/8"	M16X1	12	33	18.5	13.5	5.5	4	19	21	15
PMF804		1/2"	M16X1	13.5	34.5	18.5	13.5	5.5	4	19	25	18.1
PMF1001	10	1/8"	M20X1	8	30	21	14.5	7.5	5	24	22	19.6
PMF1002		1/4"	M20X1	11	35	21	14.5	7.5	5	24	22	22.8
PMF1003		3/8"	M20X1	12	36	21	14.5	7.5	5	24	22	21.1
PMF1004		1/2"	M20X1	13.5	37.5	21	14.5	7.5	5	24	25	23.2
PMF1202	12	1/4"	M22X1	11	34.5	23	15.5	8	6	27	24	26.2
PMF1203		3/8"	M22X1	12	37.5	23	15.5	8	6	27	24	27
PMF1204		1/2"	M22X1	13.5	39	23	15.5	8	6	27	25	26.2

PLF Series



Model\Item	ΦD	R	ΦP	L	K	EA	EB	H	Weight(g)
PLF4M5	4	M5×0.8	9	5	14	17	16	10	2.9
PLF401		1/8"	9	8	14	17	21	14	4.6
PLF402		1/4"	9	11	14	17	24	17	6.8
PLF6M5	6	M5×0.8	12.5	5	17	20	18.5	10	7
PLF601		1/8"	12.5	8	17	20	23	14	5.8
PLF602		1/4"	12.5	11	17	20	26	17	8
PLF603	6	3/8"	12.5	12	17	20	27	21	10.7
PLF801		1/8"	15	8	18.5	23	20	14	6.6
PLF802		1/4"	15	11	18.5	23	27.5	17	9.2
PLF803	8	3/8"	15	12	18.5	23	28.5	21	11.9
PLF804		1/2"	15	13.5	18.5	23	30	25	15.2
PLF1001		1/8"	18	8	21	25.5	24	17	11.3
PLF1002	10	1/4"	18	11	21	25.5	26.5	17	11.2
PLF1003		3/8"	18	12	21	25.5	30	21	14.5
PLF1004		1/2"	18	13.5	21	25.5	31.5	25	17.4
PLF1202	12	1/4"	21	11	23	28.5	28.5	17	13.7
PLF1203		3/8"	21	12	23	29.5	32	21	17.4
PLF1204		1/2"	21	13.5	23	29.5	33	25	20.4