

Data sheet | Item number: 221-685

COMPACT Splicing Connector; for all conductor types; for Ex e applications;  
max. 6 mm<sup>2</sup>; 5-conductor; with levers; transparent housing; Operating  
temperature (max.): 105 °C; 6,00 mm<sup>2</sup>; transparent



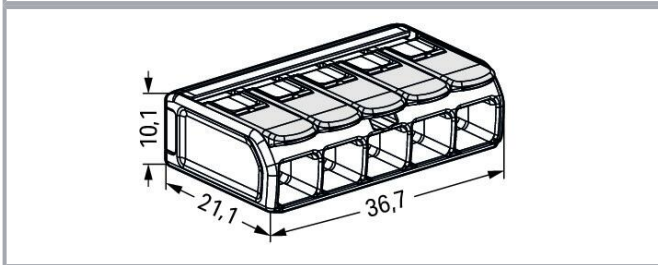
[www.wago.com/221-685](http://www.wago.com/221-685)



Subject to changes. Please also observe the further product documentation!

WAGO GmbH & Co. KG  
Hansastr. 27  
32423 Minden  
Phone: +49571 887-0 | Fax: +49571 887-169  
Email: [info.de@wago.com](mailto:info.de@wago.com) | Web: [www.wago.com](http://www.wago.com)

Do you have any questions about our products?  
We are always happy to take your call at +49 (571) 887-44222.



## Item description

Your benefits:

- Ease of use – pull the lever up, insert a conductor and push the lever back down
- Available as 2-, 3- and 5-wire connectors
- Easily terminate conductors from 0.5 to 6 mm<sup>2</sup>
- Connection of all conductor types
- Time savings for installers and device manufacturers
- Quickly install devices with higher power consumption
- Safely install long cable runs with larger conductor cross sections
- Mounting carrier for installation conforms to standards
- Working voltages of 275 V or 440 V
- Custom carriers are possible
- ATEX (Ex 2 II G), IECEx (Ex eb IIC Gb) Zone 1, 2
- IECEx (Ex eb IIC Gb), American Ex (AEx eb IICGb) / Class 1, Zone 1

Subject to changes. Please also observe the further product documentation!

WAGO GmbH & Co. KG

Hansastr. 27

32423 Minden

Phone: +49571 887-0 | Fax: +49571 887-169

Email: [info.de@wago.com](mailto:info.de@wago.com) | Web: [www.wago.com](http://www.wago.com)

Do you have any questions about our products?

We are always happy to take your call at +49 (571) 887-44222.



**Data**  
**Notes**

Sicherheitshandhabungshinweis

**NOTICE: Observe installation and safety instructions!**

- Only to be used by electricians!
- Do not work under voltage/load!
- Use only for proper use!
- Observe national regulations/standards/guidelines!
- Observe technical specifications for the products!
- Observe the number of permissible potentials!
- Do not use damaged/dirty components!
- Observe conductor types, cross-sections and strip lengths!
- Insert conductor until it hits the product's backstop!
- Use original accessories!

**To be sold only with installation instructions!**

Safety information	The permissible operating voltage of the connector with carrier (440 V or 275 V) depends on the mounting type.
Safety information 2	<p>Only approved in conjunction with a mounting carrier (221-511). Other carriers are possible, see certificate/file.</p> <p>The connectors must be installed in an enclosure meeting the requirements of a recognized protection type per EN 60079-0, Section 1 or EN 60079-31.</p> <p>When installing the connectors in an enclosure of protection type "eb" (increased safety) per EN 60079-7, the clearances and creepage distances of Table 2 for this standard must be observed. See point 1 for the use of accessories. The connectors can be used both in Group II and Group I, as the standard requirements are identical in this case.</p> <p>The use of these components requires a new assessment by a notified certification agency.</p>

**Electrical data**

**Ratings per UL**

Approvals per	UL 60079
Rated voltage UL (Use Group C)	440 V

Subject to changes. Please also observe the further product documentation!

WAGO GmbH & Co. KG  
 Hansastr. 27  
 32423 Minden  
 Phone: +49571 887-0 | Fax: +49571 887-169  
 Email: [info.de@wago.com](mailto:info.de@wago.com) | Web: [www.wago.com](http://www.wago.com)

Do you have any questions about our products?  
 We are always happy to take your call at +49 (571) 887-44222.



Rated current UL (Use Group C)	30 A
--------------------------------	------

## Ex information

Ratings per	ATEX: PTB 19 ATEX 1001 U / IECEx: PTB 19.001 1U (Ex eb IIC Gb)
Rated voltage EN (Ex e II)	440 V
Rated current (Ex e II)	37 A

## Connection data

Connection points	5
Total number of potentials	1

## Connection 1

Connection technology	CAGE CLAMP®
Actuation type	Lever
Connectable conductor materials	Copper
Nominal cross-section	6 mm <sup>2</sup> / 10 AWG
Solid conductor	0.5 ... 6 mm <sup>2</sup> / 20 ... 10 AWG
Stranded conductor	0.5 ... 6 mm <sup>2</sup> / 20 ... 10 AWG
Fine-stranded conductor	0.5 ... 6 mm <sup>2</sup> / 20 ... 10 AWG
Strip length	12 ... 14 mm / 0.47 ... 0.55 inches
Wiring direction	Side-entry wiring

## Physical data

Width	36.7 mm / 1.445 inches
Height	10.1 mm / 0.398 inches
Depth	21.1 mm / 0.831 inches

## Material data

Note (material data)	Information on material specifications can be found here
----------------------	--

Color	transparent
Material group	IIIa
Insulation material	Polycarbonate (PC)
Flammability class per UL94	V2
Fire load	0.143 MJ

Subject to changes. Please also observe the further product documentation!

Actuator color	light gray
Weight	7.1 g

### Environmental requirements

Ambient temperature (storage)	-40 ... +60 °C
Continuous operating temperature	-55 ... +105 °C

### Commercial data


ETIM 8.0	EC000446
ETIM 7.0	EC000446
ECCN	NO DATA
PU (SPU)	150 (15) pcs
Packaging type	box
Country of origin	CH
GTIN	4055143860581
Customs tariff number	85369010000

### Environmental Product Compliance

RoHS Compliance Status	Compliant, No Exemption
------------------------	-------------------------

### Approvals / Certificates

#### General approvals

Logo	Approval	Additional Approval Text	Certificate name
	<b>CB</b> DEKRA Certification B.V.	IEC 60998	NL-81003
	cULus_Listed_667F Underwriters Laboratories Inc.	UL 486C	E69654
	ENEC 05 DEKRA Certification B.V.	EN 60998	71-123784

### Declarations of conformity and manufacturer's declarations

Logo	Approval	Additional Approval Text	Certificate name
	<b>ATEX-Attestation of Conformity</b>	-	-

Subject to changes. Please also observe the further product documentation!



WAGO GmbH &amp; Co. KG

EU-Declaration of Conformity  
WAGO GmbH & Co. KG

-

-

UK-Declaration of Conformity  
WAGO GmbH & Co. KG

-

-

## Approvals for marine applications

Logo	Approval	Additional Approval Text	Certificate name
	LR Lloyds Register	EN 60998	LR22207029TA

## Approvals for hazardous areas

Logo	Approval	Additional Approval Text	Certificate name
	AEx Underwriters Laboratories Inc.	UL 60079	E185892 (AEx eb IIC resp. Ex eb IIC)
	ATEX Physikalisch Technische Bundesanstalt	EN IEC 60079-0	PTB 19 ATEX 1001 U (II 2 G Ex eb IIC Gb, I M 2 Ex eb I Mb)
	CCC CNEX	GB/T 3836.3	2020312313000185 (Ex eb IIC Gb, Ex eb I Mb)
	IECEX Physikalisch Technische Bundesanstalt	IEC 60079-0	IECEX PTB 19.001 1U (EX eb IIC Gb, Ex eb I Mb)
	INMETRO TÜV Rheinland do Brasil Ltda.	IEC 60079	TÜV 19.1781 U

Subject to changes. Please also observe the further product documentation!

WAGO GmbH & Co. KG  
Hansastr. 27  
32423 Minden  
Phone: +49571 887-0 | Fax: +49571 887-169  
Email: [info.de@wago.com](mailto:info.de@wago.com) | Web: [www.wago.com](http://www.wago.com)

Do you have any questions about our products?  
We are always happy to take your call at +49 (571) 887-44222.

## Optional accessories

### Mounting adapter

#### Mounting accessories



**Item no.:** 221-510/000-006

Mounting carrier; 221 Series - 6 mm<sup>2</sup>; for DIN-35 rail mounting/screw mounting; blue

[www.wago.com/221-510/000-006](http://www.wago.com/221-510/000-006)



**Item no.:** 221-511

Mounting carrier; for Ex applications; 221 Series - 6 mm<sup>2</sup>; for DIN-35 rail mounting/screw mounting; light gray

[www.wago.com/221-511](http://www.wago.com/221-511)

## Downloads

### Documentation

#### Bid Text

[ausschreiben.de 221-685](http://ausschreiben.de/221-685)

URL

Download

### CAD/CAE-Data

#### CAD data

[2D/3D Models 221-685](#)

URL

Download

#### CAE data

[ZUKEN Portal 221-685](#)

URL

Download

[EPLAN Data Portal 221-685](#)

URL

Download

#### Asset Administration Shell

[Asset Administration Shell 221-685](#)

URL

Download

## Environmental Product Compliance

### Compliance Search

[Environmental Product Compliance 221-685](#)

URL

Download

COMPACT Splicing Connector; for all conductor types; for Ex e applications; max. 6 mm<sup>2</sup>; 5-conductor; with levers; transparent housing; Operating temperature (max.): 105 °C; 6,00 mm<sup>2</sup>; transparent

Subject to changes. Please also observe the further product documentation!

WAGO GmbH & Co. KG

Hansastr. 27

32423 Minden

Phone: +49571 887-0 | Fax: +49571 887-169

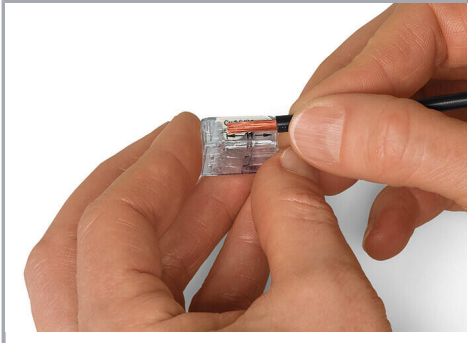
Email: [info.de@wago.com](mailto:info.de@wago.com) | Web: [www.wago.com](http://www.wago.com)

Do you have any questions about our products?


We are always happy to take your call at +49 (571) 887-44222.

## Installation Notes


### Conductor termination



Strip conductor to 11 mm (0.43 inch).




Then, lower the lever to close the clamp.




Termination: Lift the lever to open the clamping unit and insert a stripped conductor.

### Installation



Inserting a connector into the mounting carrier.




Removing a connector from the mounting carrier.

Subject to changes. Please also observe the further product documentation!





Removing a conductor.



Mounting type (440 V)

Using spacers between the connectors.




Mounting type (440 V)

Vertical mounting on DIN-35 rail




Mounting type (440 V)

Horizontal screw mounting on a flat surface



Mounting type (440 V)


Mounting the carrier via non-conductive screws.



Mounting type (275 V)

No spacers are used between the connectors.


Subject to changes. Please also observe the further product documentation!



### Mounting type (275 V)

Mounting the carrier using conductive screws.

### Testing



Easily test inserted connectors in the carrier – however they are mounted.

Subject to changes. Please also observe the further product documentation!