


PUSHWIRE® Connectors for Junction Boxes, (solid and stranded wire), 773 Series WALL-NUTS®




Simply strip conductor to 12 mm/0.47 in. using the built-in strip-length gauge



Then insert stripped conductor firmly into connector. Check for complete insertion through clear/transparent housing.



Wire Removal
Solid - Pull & Twist; Remove wire
Stranded - Cut Wire; Discard connector
Restrip conductor and insert into new connector



These PUSHWIRE® connectors clamp the following copper conductors:



solid



stranded



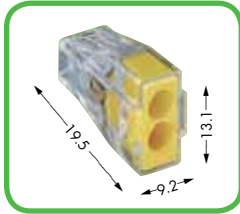


Integrated test port allows for easy testing of connection integrity

- Common (splice) up to 8 solid or stranded conductors in the same connector
- Option: mount to chassis or DIN rail via separate carrier
- The PUSHWIRE® connection clamps stranded or solid copper conductors
- Cross section up to 10 AWG
- Save up to 50% in wiring time over twist-type connectors


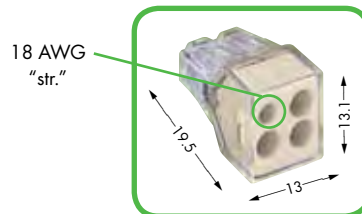
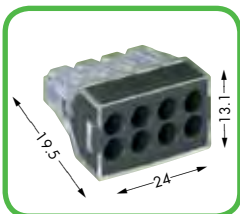
PUSHWIRE® Connectors for Junction Boxes, (solid and stranded wire), 773 Series WALL-NUTS®

<p>2 x 0.75 – 2.5 mm² "s" 2 x 1.5 – 2.5 mm² "r" 400 V/ 4 kV/2* 24 A Max. op. temp. 105 °C</p> <p>12 mm / 0.47 in</p> <p>UL LISTED Splicing wire connector 667 F</p> <p>SF</p>	<p>2 x AWG 18 – 12 "sol." 2 x AWG 16 – 12 "str." (≤19) 600 V 1000 V signs & fixtures</p>	<p>4 x 0.75 – 2.5 mm² "s" 4 x 1.5 – 2.5 mm² "r" 400 V/ 4 kV/2* 24 A Max. op. temp. 105 °C</p> <p>12 mm / 0.47 in</p> <p>UL LISTED Splicing wire connector 667 F</p> <p>SF</p>	<p>4 x AWG 18 – 12 "sol." 4 x AWG 16 – 12 "str." (≤19) 600 V 1000 V signs & fixtures</p>	<p>6 x 0.75 – 2.5 mm² "s" 6 x 1.5 – 2.5 mm² "r" 400 V/ 4 kV/2* 24 A Max. op. temp. 105 °C</p> <p>12 mm / 0.47 in</p> <p>UL LISTED Splicing wire connector 667 F</p> <p>SF</p>	<p>6 x AWG 18 – 12 "sol." 6 x AWG 16 – 12 "str." (≤19) 600 V 1000 V signs & fixtures</p>
---	--	---	--	---	--



Item No.	Pack.-unit pcs	Item No.	Pack.-unit pcs	Item No.	Pack.-unit pcs
Pushwire connectors for junction boxes, 2-conductor connectors, color of housing transparent, color of cover yellow		Pushwire connectors for junction boxes, 4-conductor connectors, color of housing transparent, color of cover orange		Pushwire connectors for junction boxes, 6-conductor connectors, color of housing transparent, color of cover black	
773-162	100 pc/box	773-164	100 pc/box	773-166	50 pc/box
773-102/VE00-0500	500 pc/bag	773-104/PW05-400	400 pc/jar	773-106/PW00-250	250 pc/jar
773-102/PW05-650	650 pc/jar	773-104/VE00-0500	500 pc/bag	773-166/VE00-0500	500 pc/bag
773-102/VE00-2500	2500 pc/bag	773-104/VE00-2500	2500 pc/bag	773-166/VE00-2500	2500 pc/bag
51011251	10 pc/blister pack	5101252	10 pc/blister pack	51011253	10 pc/blister pack

<p>8 x 0.75 – 2.5 mm² "s" 8 x 1.5 – 2.5 mm² "r" 400 V/ 4 kV/2* 24 A Max. op. temp. 105 °C</p> <p>12 mm / 0.47 in</p> <p>UL LISTED Splicing wire connector 667 F</p> <p>SF</p>	<p>8 x AWG 18 – 12 "sol." 8 x AWG 16 – 12 "str." (≤19) 600 V 1000 V signs & fixtures</p>	<p>3 x 0.75 – 2.5 mm² "s" 3 x 1.5 – 2.5 mm² "r" 1 x 0.75 "sol.+rig." 400 V/ 4 kV/2* 24 A Max. op. temp. 105 °C</p> <p>12 mm / 0.47 in</p> <p>UL LISTED Splicing wire connector 667 F</p> <p>SF</p>	<p>3 x AWG 18 – 12 "sol." 3 x AWG 16 – 12 "str." (≤19) 1 x AWG 18 "sol.+str." (≤19) 600 V 1000 V signs & fixtures</p>	<p>3 x 1.5 – 6 mm² "s + st" 400 V/ 4 kV/2* 32 A Max. op. temp. 105 °C</p> <p>12 mm / 0.47 in</p> <p>UL LISTED Splicing wire connector 667 F</p> <p>SF</p>	<p>3 x AWG 14 – 10 "sol." + "str." (≤19) 600 V 1000 V signs & fixtures</p>
---	--	--	---	--	--



Item No.	Pack.-unit pcs	Item No.	Pack.-unit pcs	Item No.	Pack.-unit pcs
Pushwire connectors for junction boxes, 8-conductor connectors, color of housing transparent, color of cover dark grey		Pushwire connectors for junction boxes, 4-conductor connectors, filled with contact paste "Alu-Plus", color of housing transparent, color of cover light grey		Pushwire connectors for junction boxes, 3-conductor connectors, color of housing transparent, color of cover red	
773-168	50 pc/box	773-124	100 pc/box	773-173	50 pc/box
773-108/VE00-2500	2500 pc/bag	773-124/VE01-0000	2500 pc/bag	773-173/PW05-200	200 pc/jar
51013414	10 pc/blister pack			773-173/VE00-0500	500 pc/bag
				773-173/VE00-2500	2500 pc/bag
				51015201	5 pc/blister pack

Packaging Options



Box









Blister Pack



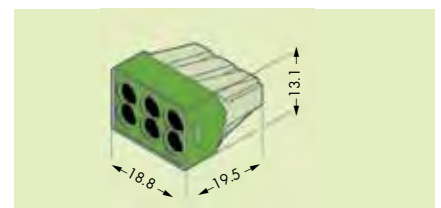
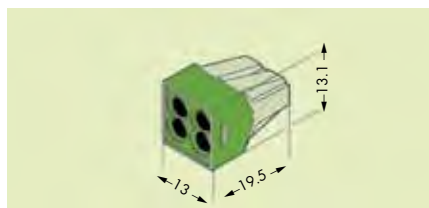
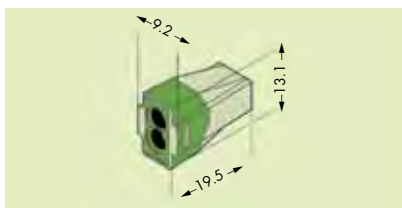
Jar

PUSHWIRE® Connectors for Junction Boxes, (solid and stranded wire), 773 Series WALL-NUTS® for Grounding and Bonding





<p>2 x 0.75–2.5 mm² "s" 2 x 1.5–2.5 mm² "r" 400 V/4 kV/2* 24 A Max. op. temp. 105°C</p>  LISTED Grounding and bonding connectors 64KA 	<p>2 x AWG 18-12 "sol." 2 x AWG 16-12 "str." (≤19) 600 V 1000 V signs & fixtures</p>	<p>4 x 0.75 – 2.5 mm² "s" 4 x 1.5 – 2.5 mm² "r" 400 V/4 kV/2* 24 A Max. op. temp. 105°C</p>  LISTED Grounding and bonding connectors 64KA 	<p>4 x AWG 18 – 12 "sol." 4 x AWG 16–12 "str." (≤19) 600 V 1000 V signs & fixtures</p>	<p>6 x 0.75 – 2.5 mm² "s" 6 x 1.5 – 2.5 mm² "r" 400 V/4 kV/2* 24 A Max. op. temp. 105°C</p>  LISTED Grounding and bonding connectors 64KA 	<p>6 x AWG 18 – 12 "sol." 6 x AWG 16 – 12 "str." (≤19) 600 V 1000 V signs & fixtures</p>
--	--	--	--	--	--


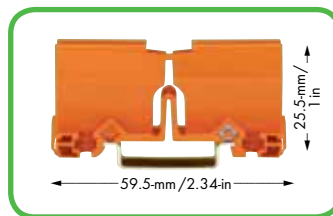


Item No.	Pack.-unit pcs	Item No.	Pack.-unit pcs	Item No.	Pack.-unit pcs
Pushwire connectors for junction boxes, 2-conductor connectors, color of housing transparent, color of cover green		Pushwire connectors for junction boxes, 4-conductor connectors, color of housing transparent, color of cover green		Pushwire connectors for junction boxes, 6-conductor connectors, color of housing transparent, color of cover green	
773-112	100 pc/box	773-114	100 pc/box	773-116	50 pc/box

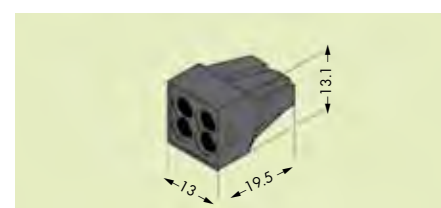
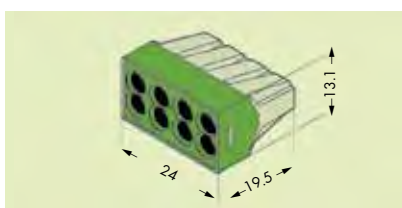


773 Series WALL-NUTS® for High Temp Applications


<p>8 x 0.75 – 2.5 mm² "s" 8 x 1.5 – 2.5 mm² "r" 400 V/4 kV/2* 24 A Max. op. temp. 105°C</p>  LISTED Grounding and bonding connectors 64KA 	<p>8 x AWG 18 – 12 "sol." 8 x AWG 16 – 12 "str." (≤19) 600 V 1000 V signs & fixtures</p>	<p>Carrier for Push-Wire Connectors Carrier width 18 mm / 0.7 in</p>	<p>4 x 0.75 – 2.5 mm² "s" 4 x 1.5 – 2.5 mm² "r" 400 V/4 kV/2* 24 A Max. op. temp. 150°C</p>  LISTED Splicing wire connector 667 F 	<p>4 x AWG 18 – 12 "sol." 4 x AWG 16 – 12 "str." (≤19) 4 x AWG 18 "str." tinned ≤ 7 600 V 1000 V signs & fixtures</p>
--	--	--	--	---



Item No.	Pack.-unit pcs	Item No.	Pack.-unit pcs	Item No.	Pack.-unit pcs
Pushwire connectors for junction boxes, 8-conductor connectors, color of housing transparent, color of cover green		Fixing carrier for 4 pushwire connectors orange light grey Marker strip, plain		Pushwire connectors for high temperature applications, 4-conductor connectors, color of housing black, color of cover black	
773-118	50 pc/box	773-332 773-331 243-110	50 pc/box 50 pc/box 1 ea	773-514	50 pc/box



PUSHWIRE® Connectors for Junction Boxes, (solid and stranded wire), 773 Series WALL-NUTS® Suitable for EEx e Applications

Conductor Range:	AWG 18-12 (solid) AWG 16-12 (stranded ≤19) AWG 14-10 (3-conductor only)*	Color:	Light Gray (housing and cover)
Electrical specs:	600 V / 20 A maximum 600 V / 30 A maximum (3-conductor only)*	Strip length: 	12 mm / 0.47 in 15 mm / 0.53 in (3-conductor only)*

The WAGO 773 Series for applications in hazardous areas is an extension of the WAGO PUSHWIRE® connectors product group and has the same benefits in installation, technology, and reliable connection as the standard 773 Series for commercial and residential applications. The world's first PUSHWIRE® connectors offer the following features:

- Compact design allows a high concentration of more connectors in an Ex-junction box or Ex-terminal box resulting in space-savings and cost-effective installation solutions
- Easy wiring provides time-saving installation and saves money
- Resistance to vibration (shock-proof)
- Built-in test slot for easy troubleshooting
- Maintenance-free connection

Height: 13.1 mm / 0.516 in
Width: 9 mm / 0.354 in
Depth: 19.1 mm / 0.752 in






Height: 13.1 mm / 0.516 in
Width: 13 mm / 0.512 in
Depth: 19.1 mm / 0.752 in



Height: 13.1 mm / 0.516 in
Width: 19 mm / 0.748 in
Depth: 19.1 mm / 0.752 in



Item No.	Pack.-unit pcs	Item No.	Pack.-unit pcs	Item No.	Pack.-unit pcs
 773-492	100	 773-494	100	 773-496	100

Height: 13.1 mm / 0.516 in
Width: 24 mm / 0.945 in
Depth: 19.1 mm / 0.752 in





Height: 14.2 mm / 0.559 in
Width: 25.6 mm / 1.008 in
Depth: 20.1 mm / 0.791 in



Height: 30 mm / 1.181 in
Width: 18 mm / 0.709 in
Depth: 61 mm / 2.402 in



Item No.	Pack.-unit pcs	Item No.	Pack.-unit pcs	Item No.	Pack.-unit pcs
 773-498	100	 773-493	50	773-331	50 (5 x 10)



NOTE: For hazardous applications, this 773 Series MUST be used in conjunction with the mounting carrier specified on this page (item number 773-331).

Certification according to ATEX / UL Ex is based upon the use of the entire system (connector and fixing carrier).




Simple insertion of 773 into carrier - no tools required



End stops are locked in place to secure the connectors



Mounting carrier with connectors snaps on DIN RAIL



Removal of carrier from DIN RAIL