

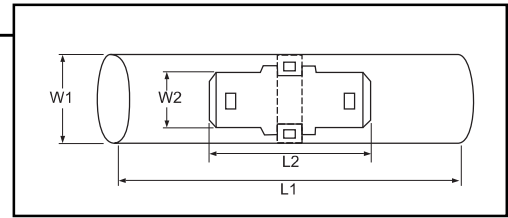
Specialty Connectors

Double Male Insulated Terminal

Material: Tin Plated Brass

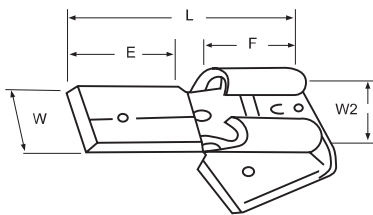
Insulation Material: 6/6 Nylon

Maximum Electrical Rating: 105°C, 300V



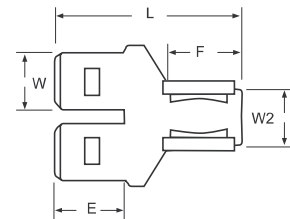
HOFFMAN PART NO.	TAB	DIMENSIONS (INCHES)				UL
		W1	W2	L1	L2	
VCDF181411RT	.250 x .032	0.472	0.248	1.969	0.882	N

Non-Insulated Male / Female Disconnects



1DF2DM250

2DM1DF250



HOFFMAN PART NO.	TYPE	TAB	DIMENSIONS (INCHES)					UL
			W	W2	L	E	F	
2DM1DF250	Male Disconnect	.250 x .032	0.248	0.248	0.8295	0.346	0.320	N
1DF2DM250	Female Disconnect	.250 X .032	0.248	0.268	0.7320	0.325	0.317	N

Quick Tap Splice Connectors

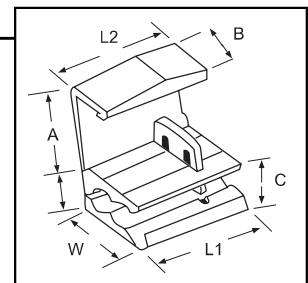
Non-Insulated Female Quick Tap Splice Disconnects

Material Insulator: Vinyl

Material Insert: Tin Plated Brass

Maximum Electrical: 75°C, 300V

Maximum Current: 22 - 3 Amps, 20 - 4 Amps, 18 - 7 Amps, 16 - 10 Amps, 14 - 15 Amps, 12 - 20 Amps, 10 -24 amps



HOFFMAN PART NO.	TYPE	COLOR	FUN WIRE	TAP WIRE	DIMENSIONS (INCHES)						UL
					A	B	C	W	L1	L2	
TP18	Tap	Red	18-14	22-18	0.524	0.348	0.329	0.461	0.787	0.422	N
TP14	Tap	Blue	18-14	18.14	0.532	0.343	0.323	0.465	0.792	0.422	N
TP10	Tap	Yellow	10-12	12-10	0.709	0.484	0.413	0.590	0.831	0.831	N
TH14	Thru Tap	White	18.14	18.14	0.532	0.343	0.323	0.465	0.792	0.422	N