

171404-1 ✓ ACTIVE




ELECTRO-TAP

TE Internal #: 171404-1

Splices, Tap Splice, 16 – 14 AWG Wire Size, 1.25 – 2 mm² Wire Size, 2050 – 5180 CMA Wire Size, Brass, Blue, Length .472 in [12 mm], Bag, ELECTRO-TAP

[View on TE.com >](#)

Terminals & Splices > Splices



Splice Type: **Tap Splice**

Wire Size: **1.25 – 2 mm²**

Sealable: **No**

Compatible Insulation Diameter Range: **4 mm [.157 in]**

Features

Product Type Features

Splice Accessory Type	Tap Cover
Splice Type	Tap Splice
Sealable	No
Compatible With Discrete Wire Type	Solid, Stranded
Wire Insulation Support Retention Type	Insulation Support

Configuration Features

Compatible With Wire & Cable Type	Discrete Wire
-----------------------------------	---------------

Body Features

Product Weight	3.852 g
Primary Product Color	Blue

Contact Features

Terminal Plating Material	Tin
Contact Base Material	Brass

Housing Features



Housing Material	Nylon - GF
------------------	------------

Dimensions

Tap Wire Size	1.25 – 2 mm ²
Wire Size	2050 – 5180 CMA
Compatible Insulation Diameter Range	4 mm [.157 in]
Product Length	12 mm [.472 in]

Usage Conditions

Insulation Option	Fully Insulated
Operating Temperature Range	105 °C [221 °F]

Operation/Application

Compatible With Wire Base Material	Copper
------------------------------------	--------

Industry Standards

Government Qualified Splice	No
-----------------------------	----

Packaging Features

Packaging Quantity	100
Packaging Method	Bag

Product Compliance

[For compliance documentation, visit the product page on TE.com>](#)

EU RoHS Directive 2011/65/EU	Compliant
EU ELV Directive 2000/53/EC	Compliant
China RoHS 2 Directive MIIT Order No 32, 2016	No Restricted Materials Above Threshold
EU REACH Regulation (EC) No. 1907/2006	Current ECHA Candidate List: JAN 2024 (240) Candidate List Declared Against: JAN 2024 (240) Does not contain REACH SVHC
Halogen Content	Low Halogen - Br, Cl, F, I < 900 ppm per homogenous material. Also BFR/CFR/PVC Free
Solder Process Capability	Not applicable for solder process capability

Product Compliance Disclaimer

This information is provided based on reasonable inquiry of our suppliers and represents our current actual knowledge based on the information they provided. This information is subject to change. The part numbers that TE has identified as EU RoHS compliant have a maximum concentration of 0.1% by weight in homogenous materials for lead, hexavalent chromium, mercury, PBB, PBDE, DBP, BBP, DEHP, DIBP, and 0.01% for cadmium, or qualify for an exemption to these

limits as defined in the Annexes of Directive 2011/65/EU (RoHS2). Finished electrical and electronic equipment products will be CE marked as required by Directive 2011/65/EU. Components may not be CE marked. Additionally, the part numbers that TE has identified as EU ELV compliant have a maximum concentration of 0.1% by weight in homogenous materials for lead, hexavalent chromium, and mercury, and 0.01% for cadmium, or qualify for an exemption to these limits as defined in the Annexes of Directive 2000/53/EC (ELV). Regarding the REACH Regulation, the information TE provides on SVHC in articles for this part number is based on the latest European Chemicals Agency (ECHA) 'Guidance on requirements for substances in articles' posted at this URL: <https://echa.europa.eu/guidance-documents/guidance-on-reach>

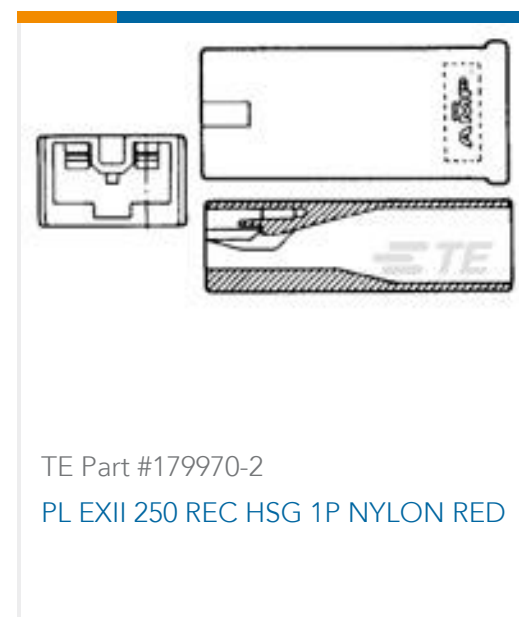
Compatible Parts

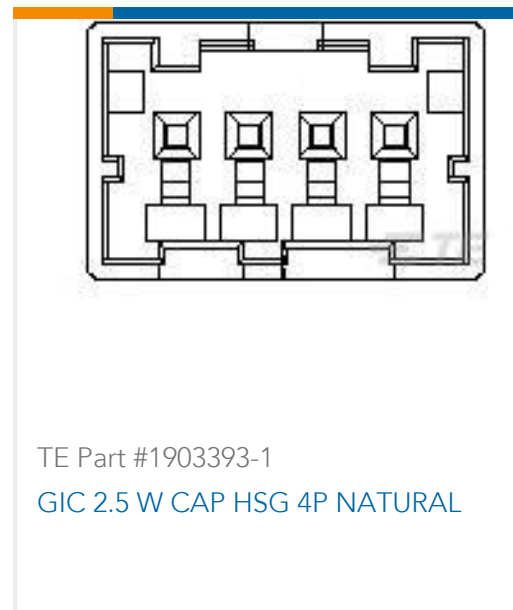


Also in the Series | ELECTRO-TAP



Customers Also Bought





Documents

Product Drawings

ELECTRO TAP 14-16

English

CAD Files

3D PDF

3D

Customer View Model

[ENG_CVM_CVM_171404-1_B.2d_dxf.zip](#)

English

Customer View Model

[ENG_CVM_CVM_171404-1_B.3d_igs.zip](#)

English

Customer View Model

[ENG_CVM_CVM_171404-1_B.3d_stp.zip](#)

English

3D PDF

English

Customer View Model

[ENG_CVM_171404-1_A.2d_dxf.zip](#)

English

Customer View Model

[ENG_CVM_171404-1_A.3d_igs.zip](#)

English

Customer View Model

[ENG_CVM_171404-1_A.3d_stp.zip](#)

English

By downloading the CAD file I accept and agree to the [Terms and Conditions](#) of use.

Datasheets & Catalog Pages

ELECTRO-TAP CABLE CONNECTOR/SPLICE

English

Product Specifications

Product Specification

English



AMP ELECTRO-TAP* Splice

English

Product Specification

English

no title

English

Instruction Sheets

Instruction Sheet (non U.S.)

English

AMP ELECTRO-TAP* Splice

English