

NEVER COMPROMISE ACCURACY

Straight lines and angles will never be a problem again, not if **STANLEY®** is involved. For over 150 years, **STANLEY®** has been perfecting and making layout tools. Featuring levels, squares and chalk line markings, this category promises precision and distinction.



LEVELS

We design and build a wide variety of levels, including the box-beam, I-beam, torpedo, magnetic and adjustable-vial models. Each individual level has its own distinct benefits that permit the user to read and mark any angle between 0 and 90 degrees.



SQUARES

Our Try Square features a lightweight aluminum body with a durable plastic handle. It is ideal for laying out 45° and 90° angles.



MARKING TOOLS

STANLEY® Marking Tools include chalk lines and refills. These provide very easy usage, good adhesion and high visibility.

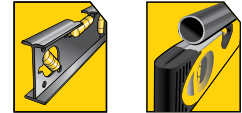
LEVELS OVERVIEW

| PROFILE | BODY MATERIAL | SPEC | | | | | |
|----------|---------------------------|--------------------------------|------------|--------------|---|--|-------------------------------|
| | | PRIMARY UTILE SURFACE ACCURACY | # OF VIALS | LENGTH (in.) | LENGTH (mm) | MAGNET | |
| Torpedo | Hi Impact Torpedo Level | ABS+TPR | 2mm/m | 3 | 9" | 299 | ● |
| | Plastic Torpedo Level | ABS | 2mm/m | 3 | 8" | 200 | ● |
| | Plastic Torpedo Level | ABS | 2mm/m | 3 | 9" | 299 | ● |
| | Die Cast Torpedo Level | Aluminum | 1.5mm/m | 3 | 9" | 299 | ● |
| Box-Beam | STANLEY® Classic Box-Beam | Aluminum | 0.5mm/m | 2~3 | 12", 16", 24", 31", 39", 48", 59", 72", 78" | 300, 400, 600, 800, 1000, 1200, 1500, 1800, 2000 | - |
| | Fatmax® II Level | Aluminum | 0.5mm/M | 3 | 24" 36" 48" 72" | 600 900 1200 1800 | ● (43-525, 43-537, 43-549) |
| I-Beam | Foam Casing | ABS | 2mm/m | 3 | 12" 18" 24" 48" | 300 450 600 1200 | - |
| | Thrifty | Aluminum | 2mm/m | 2~3 | 12" 18" 24" 36" 48" | 300 450 600 900 1200 | - |
| | Fatmax® I-Beam Level | Aluminum | 1mm/m | 3 | 24" 48" 72" | 600 1200 1800 | ● (43-554, 43-556, 43-558) |

HI IMPACT TORPEDO LEVEL



- Heavy-duty aluminum frame for accuracy and durability
- Open level vial provides maximum readability
- Magnetic base allows hands-free operation on metal surfaces

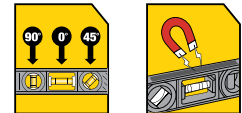


| SKU # | Description | Length (in.) | Length (mm) | Top Read Vial | Plumb Vial | 45° Vial | Box Qty |
|-------------|-------------------------------------|--------------|-------------|---------------|------------|----------|---------|
| STHT43511-8 | STANLEY® 9" Hi Impact Torpedo Level | 9" | 229 | 1 | 1 | 1 | 6 |

PLASTIC TORPEDO LEVEL



- High-impact ABS body provides durability
- Clear visibility from above because of top-reading vial
- Tinted 360° vials to provide distinct readability

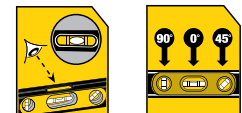


| SKU # | Description | Length (in.) | Length (mm) | Top Read Vial | Plumb Vial | 45° Vial | Box Qty |
|-------------|-----------------------------------|--------------|-------------|---------------|------------|----------|---------|
| STHT42291-8 | STANLEY® 8" Plastic Torpedo Level | 8" | 200 | 1 | 1 | 1 | 6 |

PLASTIC TORPEDO LEVEL



- High-impact ABS body provides durability
- Top-reading feature allows clear visibility from above
- Tinted 360° vials make measurements easy on the eyes

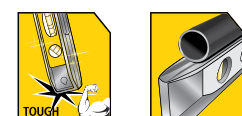


| SKU # | Description | Length (in.) | Length (mm) | Top Read Vial | Plumb Vial | 45° Vial | Box Qty |
|-------------|-----------------------------------|--------------|-------------|---------------|------------|----------|---------|
| STHT42264-8 | STANLEY® 9" Plastic Torpedo Level | 9" | 229 | 1 | 1 | 1 | 6 |

DIE CAST TORPEDO LEVEL



- Durable, heavy-duty, cast aluminum frame
- Features large, top-read vial window
- Pipe groove enables use on rounded surfaces



| SKU # | Description | Length (in.) | Length (mm) | Top Read Vial | Plumb Vial | 45° Vial | Box Qty |
|-------------|------------------------------------|--------------|-------------|---------------|------------|----------|---------|
| STHT42465-8 | STANLEY® 9" Die Cast Torpedo Level | 9" | 229 | 1 | 1 | 1 | 6 |

STANLEY®

CLASSIC BOX-BEAM LEVEL

The **STANLEY®** CLASSIC BOX-BEAM features a wide range of levels that come in various sizes. New features offer better visibility, readability, durability and accuracy.

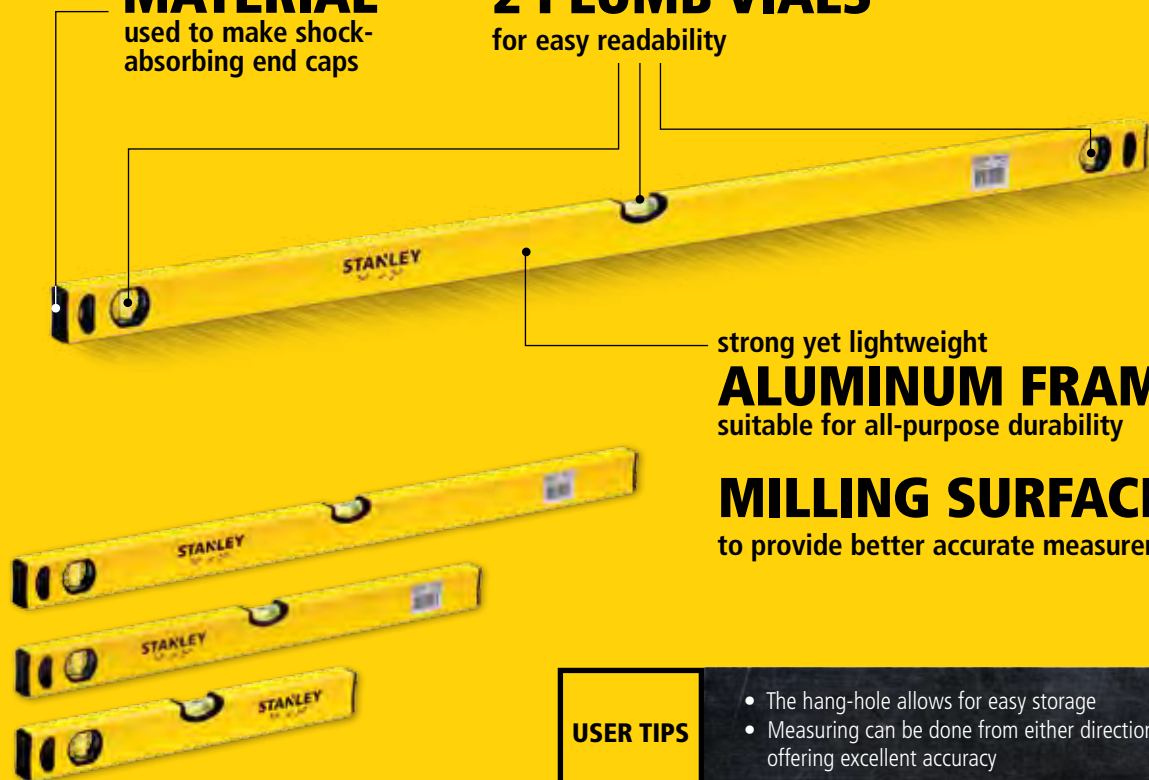
SOFT MATERIAL
used to make shock-absorbing end caps

EXCELLENT ACCURACY

center vial with 0.05mm/1m

2 PLUMB VIALS

for easy readability



strong yet lightweight

ALUMINUM FRAME
suitable for all-purpose durability

MILLING SURFACE
to provide better accurate measurement

USER TIPS

- The hang-hole allows for easy storage
- Measuring can be done from either direction, offering excellent accuracy

| SKU # | Description | Length (in.) | Length (mm) | Top Read Vial | Plumb Vial | Hang Holes |
|-------------|--|--------------|-------------|---------------|------------|------------|
| STHT43118-8 | Stanley® Classic Box Beam Level 30Cm/12" | 12" | 300 | 1 | 1 | 1 |
| STHT43102-8 | Stanley® Classic Box Beam Level 40Cm/16" | 16" | 400 | 1 | 1 | 1 |
| STHT42521-8 | Stanley® Classic Box Beam Level 40Cm/16" (3 Vials) | 16" | 400 | 1 | 2 | 1 |
| STHT43103-8 | Stanley® Classic Box Beam Level 60Cm/24" | 24" | 600 | 1 | 1 | 1 |
| STHT42522-8 | Stanley® Classic Box Beam Level 60Cm/24" (3 Vials) | 24" | 600 | 1 | 2 | 1 |
| STHT43104-8 | Stanley® Classic Box Beam Level 80Cm/31" | 31" | 800 | 1 | 1 | 1 |
| STHT42523-8 | Stanley® Classic Box Beam Level 80Cm/31" (3 Vials) | 31" | 800 | 1 | 2 | 1 |
| STHT43105-8 | Stanley® Classic Box Beam Level 100Cm/39" | 39" | 1000 | 1 | 2 | 2 |
| STHT43106-8 | Stanley® Classic Box Beam Level 120Cm/48" | 48" | 1200 | 1 | 2 | 2 |
| STHT43107-8 | Stanley® Classic Box Beam Level 150Cm/59" | 59" | 1500 | 1 | 2 | 2 |
| STHT43108-8 | Stanley® Classic Box Beam Level 180Cm/72" | 72" | 1800 | 1 | 2 | 2 |
| STHT43109-8 | Stanley® Classic Box Beam Level 200Cm/78" | 78" | 2000 | 1 | 2 | 2 |

FATMAX® II LEVEL

- Built from a single piece of aluminum extrusion for increased durability and rugged use
- A center MaxEdge™ vial enables users to scribe continuous lines with an improved view
- Features 2 block vials on each end to provide maximum accuracy
- Dual bi-material



| SKU # | Description | Length (in.) | Length (mm) | Top Read Vial | Plumb Vial | Hang Holes | Hand Holes | Magnet | Box Qty |
|----------|--------------------------------------|--------------|-------------|---------------|------------|------------|------------|--------|---------|
| 1-43-524 | FatMax® II Level 24"/60cm | 24" | 600 | 1 | 2 | 2 | 1 | – | 6 |
| 43-536 | FatMax® II Level 36"/90cm | 36" | 900 | 1 | 2 | 2 | 1 | – | 6 |
| 43-548 | FatMax® II Level 48"/120cm | 48" | 1200 | 1 | 2 | 2 | 2 | – | 3 |
| 43-525 | FatMax® II Level 24"/60cm(Magnetic) | 24" | 600 | 1 | 2 | 2 | 1 | • | 3 |
| 43-537 | FatMax® II Level 36"/90cm(Magnetic) | 36" | 900 | 1 | 2 | 2 | 1 | • | 6 |
| 43-549 | FatMax® II Level 48"/120cm(Magnetic) | 48" | 1200 | 1 | 2 | 2 | 2 | • | 6 |

FOAM CAST LEVEL



- Durable, shock-resistant ABS construction
- Measuring scale adds utility
- Non-marring material helps prevent damage to finished surfaces



| SKU # | Description | Length (in.) | Length (mm) | Top Read Vial | Plumb Vial | 45° Vial | Hang Holes | Hand Holes |
|-------------|--------------------|--------------|-------------|---------------|------------|----------|------------|------------|
| STHT42467-8 | 18" Foamcast Level | 18" | 450 | 1 | 1 | 1 | 1 | 2 |
| STHT42468-8 | 24" Foamcast Level | 24" | 600 | 1 | 1 | 1 | 1 | 2 |
| STHT42470-8 | 48" Foamcast Level | 48" | 1200 | 1 | 1 | 1 | 1 | 2 |

24" I-BEAM LEVEL MID-GRADE RANGE



- Level accuracy of 0.0015 in./in. (1.5mm/m)
- 360 ° vials set directly into frame never need adjustment
- Heavy-duty aluminum I-beam construction provides rigidity and accuracy

| SKU # | Description | Material | Length (mm) | Magnetic | VIALS |
|--------|------------------|----------|-------------|----------|-------|
| 42-244 | 24" i-beam level | Aluminum | 24" | Yes | 3 |

FATMAX® I-BEAM LEVEL



Shock Absorbing End Caps



MaxEdge Center Vial



Straight Edge for Fast Measurements

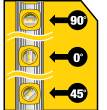
- Ergonomic Aluminum body removes excess dirt and prolongs life
- Magnified center vial for increased user comfort
- Vials with accuracy of 0.5mm/m for improved exactness
- MaxEdge center vial : bridged center vial for continuous marking surface
- Pencil clip included for convenient marking
- Shock absorbing end caps makes it long lasting and shock resistant

| SKU # | Description | Length (in.) | Length (mm) | Top Read Vial | Plumb Vial | Hang Holes | Hand Holes | Manget | Box Qty |
|--------|--|--------------|-------------|---------------|------------|------------|------------|--------|---------|
| 43-553 | FatMax® I-Beam Level 24"/60cm | 24" | 600 | 1 | 2 | 2 | 1 | – | 2 |
| 43-555 | FatMax® I-Beam Level 48"/120cm | 48" | 1200 | 1 | 2 | 2 | 2 | – | 2 |
| 43-557 | FatMax® I-Beam Level 72"/180cm | 72" | 1800 | 1 | 2 | 2 | 2 | – | 2 |
| 43-554 | FatMax® I-Beam Level 24"/60cm(Magnetic) | 24" | 600 | 1 | 2 | 2 | 1 | • | 2 |
| 43-556 | FatMax® I-Beam Level 48"/120cm(Magnetic) | 48" | 1200 | 1 | 2 | 2 | 2 | • | 2 |
| 43-558 | FatMax® I-Beam Level 78"/200cm(Magnetic) | 78" | 2000 | 1 | 2 | 2 | 2 | • | 2 |

THRIFTY




- Durable, lightweight aluminum construction for all purpose use
- Yellow vial covers increase visibility and readability
- Comfortable hand holes for easy handling



| SKU # | Description | Length (in.) | Length (mm) | Top Read Vial | Plumb Vial | 45° Vial | Hang Holes | Hand Holes |
|-------------|--------------------|--------------|-------------|---------------|------------|----------|------------|------------|
| STHT42072-8 | 12" Thrifty Levels | 12" | 300 | 1 | 1 | – | 1 | – |
| STHT42073-8 | 18" Thrifty Levels | 18" | 450 | 1 | 1 | 1 | 1 | – |
| STHT42074-8 | 24" Thrifty Levels | 24" | 600 | 1 | 1 | 1 | 1 | 1 |
| STHT42075-8 | 36" Thrifty Levels | 36" | 900 | 1 | 1 | 1 | 1 | 1 |
| STHT42076-8 | 48" Thrifty Levels | 48" | 1200 | 1 | 1 | 1 | 2 | 2 |

TRY SQUARE



- Try square with stamped graduations and figures
- Cast Zinc handle
- Metric/Imperial marking on ruler



| SKU # | Description | Blade (in.) | Blade (mm) | Handle (in.) | Handle(mm) |
|-------------|----------------|-------------|------------|--------------|------------|
| STHT46530-8 | 6" Try Square | 6" | 152 | 4-7/8" | 124 |
| STHT46532-8 | 8" Try Square | 8" | 203 | 4-7/8" | 124 |
| STHT46534-8 | 10" Try Square | 10" | 254 | 7-1/4" | 184 |
| STHT46536-8 | 12" Try Square | 12" | 305 | 7-1/4" | 184 |

STANLEY® STEEL CARPENTER SQUARE



- Tempered steel designed for durability
- Deep graduations for easy reading on face and back
- Surface protected with a clear finish that resists rust
- Reverse reading scale makes measuring more efficient

| SKU # | Finish | Length | | Graduation | | Box/CTN |
|-------------------|--------|-----------|--------------|------------|------|---------|
| | | Body | Tongue | Face | Back | |
| 45-500 (Imperial) | Buffed | 24" x 12" | 16 x 1- 1/2" | 1/8" | 1/8" | 1/4 |
| 45-600 (M/E) | Buffed | 24" x 16" | 16" x 1-1/2" | 1/8" | 1/8" | 6/6 |

STANLEY® RAFTER / ROOFING SQUARE




- Embossed graduations and figures on work-hardened steel
- Metric roofing table
- Buffed finish with a clear lacquer that resists rust

| SKU # | Finish | Length | | Graduation | | Box/CTN |
|-----------------|--------|-------------|-----------|------------|------|---------|
| | | Body | Tongue | Face | Back | |
| 45-530 (Metric) | Buffed | 600 x 500mm | 400 x 8mm | 2mm | 2mm | 6/6 |

COMBINATION SQUARE

- Try square with stamped graduations and figures
- Cast zinc handle
- Metric / Imperial marking on ruler



| SKU # | Description | Length inches | # of Vials | Box/CTN |
|--------|-------------|---------------|------------|---------|
| 46-012 | 12" | 36" | 3 | 6/6 |
| 46-028 | Die Cast | 48" | 3 | 3/3 |

STANLEY® BEVEL EDGE

- High carbon steel-tempered blade
- Nickel-plated
- Tough plastic handle

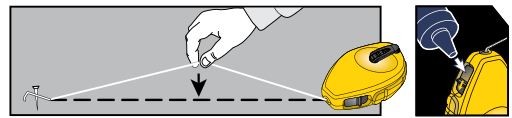


| SKU # | Description | | O/A Length | | Box/CTN |
|----------|-------------|--------|------------|--------|---------|
| | mm | Inches | mm | Inches | |
| 46-825-0 | 203 | 8" | 140 | 5-1/2" | 6/36 |

CHALK LINE



- Stainless steel end hook for added durability and rust prevention
- High impact ABS case for durability
- Sliding door for quick and easy refill



| SKU # | Description | Chalk Line Length (ft.) | Chalk Line Length (m) | Chalk Refill Weight (oz) | Chalk Refill Weight (g) | Box Qty |
|-------------|---|-------------------------|-----------------------|--------------------------|-------------------------|---------|
| STHT47440-8 | Chalk Line Reel | 100 | 30 | - | - | 6 |
| STHT47442-8 | Chalk Line Reel, Blue Chalk 4 oz | 100 | 30 | 4 | 113 | - |
| STHT47443-8 | Chalk Line Reel, Blue Chalk 4 oz & Plastic Line Level | 100 | 30 | 4 | 113 | 2 |
| 47-460 | Chalk Line Powerwinder® | 100 | 30 | - | - | 1 |

CHALK REFILL

- Powder specially formulated for good adhesion and high visibility
- Water resistant
- Good resistance to all atmospheric conditions



| SKU # | Description | Weight (oz) | Weight (g) |
|-------------|------------------------|-------------|------------|
| STHT47403-8 | Chalk Refill Blue 4 oz | 4 | 113 |
| STHT47404-8 | Chalk Refill Red 4 oz | 4 | 113 |