

GT5Y Series — ON Delay Timers

Key features:

- 4PDT, 3A or DPDT, 5A contacts
- 4 time ranges
- Repeat error $\pm 0.2\%$ maximum
- Control settings by hand or screwdriver
- Power ON and timing out LED indicators
- Uses the same sockets and hold-down clips as IDEC's RY4S and RU series relays



UL, c-UL Listed
File No. E55996

Specifications

		GT5Y-2	GT5Y-4
Rated Operating Voltage		100 to 120V AC (50/60Hz) 200 to 240V AC (50/60Hz) 24V DC 24V AC 12V DC	
Contact Form		DPDT	4PDT
Rated Load	Resistive Load	220V AC, 5A 30V DC, 5A	220V AC, 3A 30V DC, 3A
	Inductive Load	220V AC, 2A 30V DC, 2.5A	220V AC, 0.8A 30V DC, 1.5A
Allowable Contact Power	Resistive Load	1100VA AC 150W DC	660VA AC 90W DC
	Inductive Load Cos ϕ = 0.3 L/R = 7msec	440VA AC 75W DC	176VA AC 45W DC
Allowable Voltage		250V AC, 125V DC	
Allowable Current		5A	3A
Temperature Error		$\pm 3\%$ maximum (over -10 to 50°C , reference temperature 20°C)	
Setting Error		$\pm 10\%$ maximum	
Reset Time		When turning power off after time up: 0.1 second maximum When turning power off before time up: 1 second maximum	
Insulation Resistance		100M Ω minimum	
Dielectric Strength		2,000V AC, 1 minute (except between contacts of the same pole)	
Vibration Resistance		100N (approximate 10G)	
Shock Resistance		Operating extremes: 100N (approximate 10G) Damage limits: 500N (approximate 50G)	
Power Consumption		100V AC type: 1.5VA (at 50Hz) 200V AC type: 1.6VA (at 50Hz) 24V DC type: 0.9W	
Electrical Life		500,000 operations minimum (220V AC, 5A)	200,000 operations minimum (110V AC, 3A)
Mechanical Life		50,000,000 operations minimum	
Operating Temperature		-10 to $+50^\circ\text{C}$	
Operating Humidity		45 to 85% RH	



1. Minimum applicable load: GT5Y-2: 5V DC, 20mA (reference value); GT5Y-4: 5V DC, 10mA (reference value).
2. Inductive load: cos ϕ = 0.3, L/R = 7msec.

Switches & Pilot Lights

Signaling Lights

Relays & Sockets

Timers


Contactors

Terminal Blocks

Circuit Breakers

Part Numbering List

Mode of Operation	Contact	Output	Rated Voltage	Time Range	Complete Part No.
ON-Delay	DPDT	220V AC/ 30V DC, 5A	100 to 120V AC	1S/10S/1M/10M	GT5Y-2SN1A100
				3S/30S/3M/30M	GT5Y-2SN3A100
				6S/60S/6M/60M	GT5Y-2SN6A100
			200 to 240V AC	1S/10S/1M/10M	GT5Y-2SN1A200
				3S/30S/3M/30M	GT5Y-2SN3A200
				6S/60S/6M/60M	GT5Y-2SN6A200
			12V DC	1S/10S/1M/10M	GT5Y-2SN1D12
				3S/30S/3M/30M	GT5Y-2SN3D12
				6S/60S/6M/60M	GT5Y-2SN6D12
			24V DC	1S/10S/1M/10M	GT5Y-2SN1D24
				3S/30S/3M/30M	GT5Y-2SN3D24
				6S/60S/6M/60M	GT5Y-2SN6D24
			24V AC	1S/10S/1M/10M	GT5Y-2SN1A24
				3S/30S/3M/30M	GT5Y-2SN3A24
				6S/60S/6M/60M	GT5Y-2SN6A24
	4PDT	220V AC/30V DC, 3A	100 to 120V AC	1S/10S/1M/10M	GT5Y-4SN1A100
				3S/30S/3M/30M	GT5Y-4SN3A100
				6S/60S/6M/60M	GT5Y-4SN6A100
			200 to 240V AC	1S/10S/1M/10M	GT5Y-4SN1A200
				3S/30S/3M/30M	GT5Y-4SN3A200
				6S/60S/6M/60M	GT5Y-4SN6A200
			12V DC	1S/10S/1M/10M	—
				3S/30S/3M/30M	GT5Y-4SN3D12
				6S/60S/6M/60M	—
			24V DC	1S/10S/1M/10M	GT5Y-4SN1D24
				3S/30S/3M/30M	GT5Y-4SN3D24
				6S/60S/6M/60M	GT5Y-4SN6D24
			24V AC	1S/10S/1M/10M	GT5Y-4SN1A24
				3S/30S/3M/30M	GT5Y-4SN3A24
				6S/60S/6M/60M	GT5Y-4SN6A24

 For sockets and accessories, see page 878.

Timing Ranges

Code	Scale	Time Range Indication		Time Range
1S	0 to 10	x 0.1	S	0.1 second to 1 second
10S		x 1	S	0.2 second to 10 seconds
1M		x 0.1	M	1.2 seconds to 1 minute
10M		x 1	M	12 seconds to 10 minutes
3S	0 to 3	x 1	S	0.1 second to 3 seconds
30S		x 10	S	0.5 second to 30 seconds
3M		x 1	M	3 seconds to 3 minutes
30M		x 10	M	30 seconds to 30 minutes
6S	0 to 6	x 1	S	0.1 second to 6 seconds
60S		x 10	S	1 second to 60 seconds
6M		x 1	M	6 seconds to 6 minutes
60M		x 10	M	1 minute to 60 minutes

Switches & Pilot Lights

Signaling Lights

Relays & Sockets

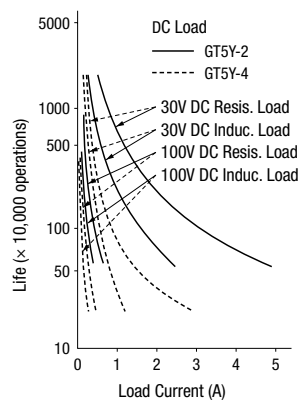
Timers

Contractors

Terminal Blocks

Circuit Breakers




For an explanation of timing modes, see page page 832.



Accessories

DIN Rail Mounting Accessories

DIN Rail/Surface Mount Sockets and Hold-Down Springs

DIN Rail Mount Socket			Applicable Hold-Down Springs	
Style	Appearance	Part No.	Appearance	Part No.
14-Blade Screw Terminal		SY4S-05		SFA-202
14-Blade Screw Terminal (fingersafe)		SY4S-05C		
DIN Mounting Rail Length 1000mm		BNDN1000		





Panel Mounting Accessories

Part Numbers: Panel Mount Socket and Hold-Down Springs

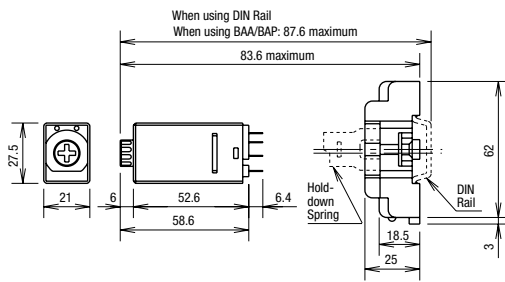
Panel Mount Socket			Applicable Hold-Down Springs	
Style	Appearance	Part No.	Appearance	Part No.
14-Blade Solder Terminal		SY4S-51		SFA-302

PCB Mounting Accessories

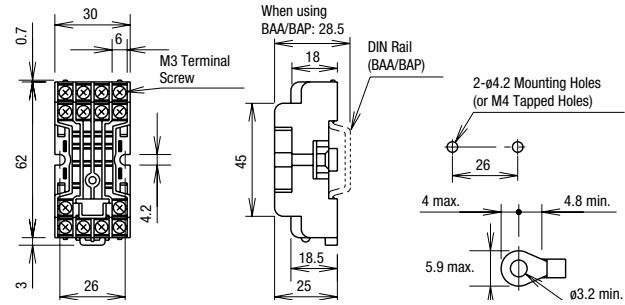
Part Numbers: PCB Mount Sockets with Applicable Hold-Down Springs

PCB Mount Socket			Applicable Hold-Down Springs	
Style	Appearance	Part No.	Appearance	Part No.
14 Blade, PCB Terminal		SY4S-61		SFA-302
14 Blade, PCB Terminal		SY4S-62		SY4S-02F1

GT5Y Timer, Blade with SY4S-05



Dimensions



Terminal Arrangement

