




1/2" Dr. 6Pt. Impact Deep Socket

1/2"



• Made of CR-Mo by cold forging process for impact resistance




No.	Ø (mm)			
34403	10	6	-	-
34404	11	6	-	-
34405	12	6	-	-
34406	13	6	-	-
34407	14	6	-	-
34408	15	6	-	-
34409	16	6	-	-
34410	17	6	-	-
34411	18	6	-	-
34412	19	4	-	-
34414	21	4	-	-
34415	22	4	-	-
34417	23	4	-	-
34419	24	4	-	-
34420	27	4	-	-
34422	29	2	-	-
34423	30	2	-	-
34425	32	2	-	-

1/2" Dr. Impact Extension Bar

1/2"



• Made of CR-Mo by cold forging process for impact resistance




No.	L(mm)			
34703	125	6	72	17.2
34704	150	6	72	20.1
34705	250	6	36	16.2
34706	300	6	30	16

3/4" Dr. 6Pt. Impact Socket

3/4"



• Made of CR-Mo by cold forging process for impact resistance

No.	Ø (mm)			
34505	17	6	72	17.1
34506	18	6	72	17.9
34507	19	6	72	17.8
34508	20	6	72	18.6
34509	21	6	72	19.6
34510	22	6	72	19.1
34511	23	6	54	14
34512	24	6	54	15.4
34513	25	6	54	15.4
34514	26	6	54	14.3
34515	27	6	36	10.9
34516	28	6	36	10.5
34517	29	6	36	12.1
34518	30	6	36	13.5
34519	31	6	36	15.4
34520	32	6	36	16.7
34521	33	6	36	16
34522	34	2	-	-
34523	35	6	36	16.7
34524	36	6	36	17.7
34525	37	6	36	20.3
34526	38	6	36	19.4
34527	39	6	36	21
34528	40	6	36	21.8
34529	41	6	36	21.7
34530	42	6	36	22.5
34531	43	1	18	12.8
34532	44	1	18	13
34533	45	1	18	13.6
34534	46	1	18	13.8
34535	47	1	18	15.1
34536	48	1	18	15.2
34537	49	-	18	16.5
34538	50	-	18	20.2
34540	52	1	-	-
34542	54	1	18	1.7
34543	55	1	12	14.9
34544	56	1	12	23.8
34545	57	-	12	15.5
34546	58	1	-	-
34547	59	1	12	25.7
34548	60	-	12	17.6
34549	63	-	12	18.5
34550	65	1	12	20
34551	67	1	12	21.4

