

Image may differ from product. See technical specification for details.

## 7320 BEM

### Single row angular contact ball bearing

These single row angular contact ball bearings can accommodate radial and axial loads acting simultaneously, where the axial load acts in one direction only. They can operate at high speeds and, depending on the variant, even very high speeds. They are more suitable than deep groove ball bearings for supporting large axial forces acting in one direction.

- High-speed capability
- Accommodate relatively high radial loads and large unilateral axial loads

# Overview

## Dimensions

Bore diameter	100 mm
Outside diameter	215 mm
Width	47 mm
Contact angle	40 °

## Performance

Basic dynamic load rating	203 kN
Basic static load rating	190 kN
Reference speed	4 000 r/min
Limiting speed	4 500 r/min

## Properties

Contact type	Normal contact (two-point contact)
Number of rows	1
Locating feature, bearing outer ring	None
Ring type	One-piece inner and outer rings
Cage	Machined brass
Matched arrangement	No
Axial internal clearance	Not applicable
Tolerance class	Normal
Material, bearing	Bearing steel
Coating	Without
Sealing	Without
Lubricant	None
Relubrication feature	Without

## Logistics

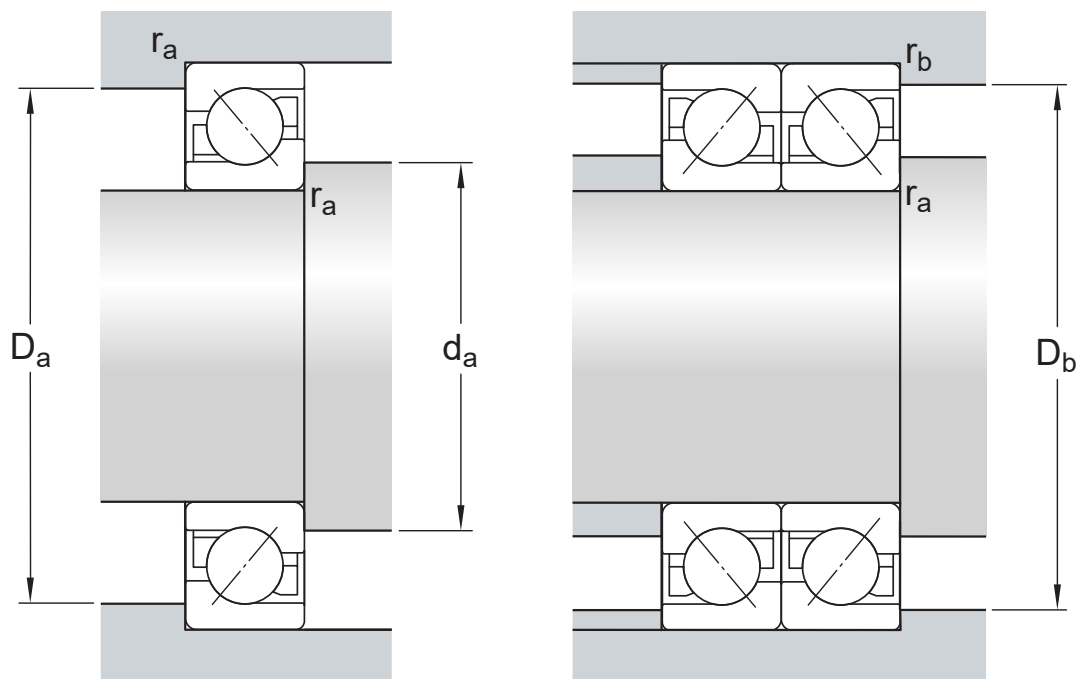
Product net weight	7.78 kg
eClass code	23-05-08-03
UNSPSC code	31171531

Technical specification



Dimensions

d	100 mm	Bore diameter
D	215 mm	Outside diameter
B	47 mm	Width
d <sub>1</sub>	≈ 144.5 mm	Shoulder diameter of inner ring (large side face)
d <sub>2</sub>	≈ 120.46 mm	Shoulder diameter of inner ring (small side face)
D <sub>1</sub>	≈ 173.75 mm	Shoulder diameter of outer ring (large side face)
a	90 mm	Distance side face to pressure point
r <sub>1,2</sub>	min. 3 mm	Chamfer dimension
r <sub>3,4</sub>	min. 1.1 mm	Chamfer dimension



## Abutment dimensions

$d_a$	min. 114 mm	Diameter of shaft abutment
$D_a$	max. 201 mm	Abutment diameter housing
$D_b$	max. 208 mm	Diameter of housing abutment
$r_a$	max. 2.5 mm	Radius of fillet
$r_b$	max. 1 mm	Radius of fillet

## Calculation data

Basic dynamic load rating	C	203 kN
Basic static load rating	$C_0$	190 kN
Fatigue load limit	$P_u$	6.4 kN
Reference speed		4 000 r/min
Limiting speed		4 500 r/min
Minimum axial load factor	A	0.63
Minimum radial load factor	$k_r$	0.1
Limiting value	e	1.14

## SINGLE BEARING OR BEARING PAIR ARRANGED IN TANDEM

Calculation factor (single, tandem)	X	0.35
-------------------------------------	---	------

Calculation factor (single, tandem)	$Y_0$	0.26
Calculation factor (single, tandem)	$Y_2$	0.57

## BEARING PAIR ARRANGED BACK-TO-BACK OR FACE-TO-FACE

Calculation factor (back-to-back, face-to-face)	$X$	0.57
Calculation factor (back-to-back, face-to-face)	$Y_0$	0.52
Calculation factor (back-to-back, face-to-face)	$Y_1$	0.55
Calculation factor (back-to-back, face-to-face)	$Y_2$	0.93

## Tolerances and clearances




### GENERAL BEARING SPECIFICATIONS

- Tolerances: Normal (metric), P6, P5, Normal (inch)
- Internal clearance: CA+CB+CC, G
- Preload: GA+GB+GC

## BEARING INTERFACES

- Seat tolerances for standard conditions
- Tolerances and resultant fit

# More Information

 Product details	 Engineering information	 Tools
<a href="#">Designs and variants</a>	<a href="#">Principles of rolling bearing selection</a>	<a href="#">SKF Product select</a>
<a href="#">General bearing specifications</a>	<a href="#">General bearing knowledge</a>	<a href="#">SimPro Quick</a>
<a href="#">Loads</a>	<a href="#">Bearing selection process</a>	<a href="#">Bearing Frequency Calculator</a>
<a href="#">Temperature limits</a>	<a href="#">Bearing interfaces</a>	<a href="#">LubeSelect for SKF greases</a>
<a href="#">Permissible speed</a>	<a href="#">Seat tolerances for standard conditions</a>	<a href="#">Heater selection tool</a>
<a href="#">Design considerations</a>	<a href="#">Selecting internal clearance or preload</a>	<a href="#">SKF mounting and dismounting instructions</a>
<a href="#">Designation system</a>	<a href="#">Lubrication</a>	
	<a href="#">Sealing, mounting and dismounting</a>	
	<a href="#">Bearing failure and how to prevent it</a>	

# Terms of use

By accessing and using this website / app owned and published by AB SKF (publ.) (556007-3495 · Gothenburg) ("SKF"), you agree to the following terms and conditions:

## Warranty Disclaimer and Limitation of Liability

Although every care has been taken to assure the accuracy of the information on this website / app, SKF provides this information "AS IS" and DISCLAIMS ALL WARRANTIES, EXPRESS OR IMPLIED, INCLUDING, BUT NOT LIMITED TO, IMPLIED WARRANTIES OF MERCHANTABILITY AND FITNESS FOR A PARTICULAR PURPOSE. You acknowledge that your use of this website / app is at your sole risk, that you assume full responsibility for all costs associated with use of this website / app, and that SKF shall not be liable for any direct, incidental, consequential, or indirect damages of any kind arising out of your access to, or use of the information or software made available on this website / app.

Any warranties and representations in this website / app for SKF products or services that you purchase or use will be subject to the agreed upon terms and conditions in the contract for such product or service.

Further, for non-SKF websites / apps that are referenced in our website / app or where a hyperlink appears, SKF makes no warranties concerning the accuracy or reliability of the information in these websites / apps and assumes no responsibility for material created or published by third parties contained therein. In addition, SKF does not warrant that this website / app or these other linked websites / apps are free from viruses or other harmful elements.

## Third Party Services

When viewing YouTube content via the SKF website(s) (i.e. using [YouTube API Services](#)), you agree to be bound by the [YouTube Terms of Service](#).

## Copyright

Copyright in this website / app copyright of the information and software made available on this website / app rest with SKF or its licensors. All rights are reserved. All licensed material will reference the licensor that has granted SKF the right to use the material. The information and software made available on this website / app may not be reproduced, duplicated, copied, transferred, distributed, stored, modified, downloaded or otherwise exploited for any commercial use without the prior written approval of SKF. However, it may be reproduced, stored and downloaded for use by individuals without prior written approval of SKF. Under no circumstances may this information or software be supplied to third parties.

This website /app includes certain images used under license from Shutterstock, Inc.

## Trademarks and Patents

All trademarks, brand names, and corporate logos displayed on the website / app are the property of SKF or its licensors, and may not be used in any way without prior written approval by SKF. All licensed trademarks published on this website / app reference the licensor that has granted SKF the right to use the trademark. Access to this website / app does not grant to the user any license under any patents owned by or licensed to SKF.

## Changes

SKF reserves the right to make changes or additions to this website / app at any time.