



Image may differ from product. See technical specification for details.

## 61909

### Deep groove ball bearing

Single row deep groove ball bearings are particularly versatile, have low friction and are optimized for low noise and low vibration, which enables high rotational speeds. They accommodate radial and axial loads in both directions, are easy to mount, and require less maintenance than many other bearing types.

- Simple, versatile and robust design
- Low friction
- High-speed capability
- Accommodate radial and axial loads in both directions
- Require little maintenance

# Overview

## Dimensions

Bore diameter	45 mm
Outside diameter	68 mm
Width	12 mm

## Performance

Basic dynamic load rating	14 kN
Basic static load rating	9.8 kN
Reference speed	20 000 r/min
Limiting speed	13 000 r/min

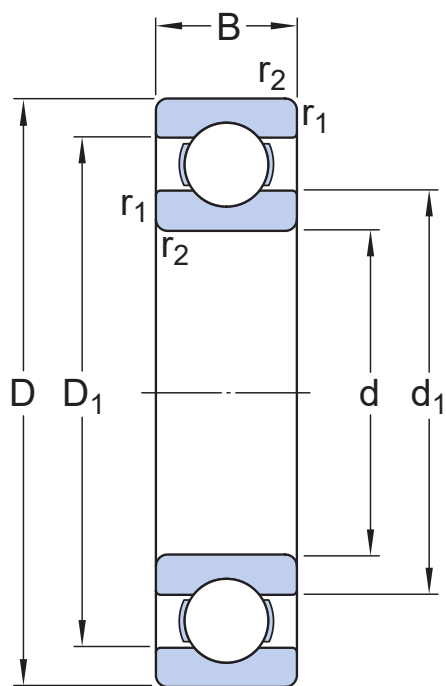
## Properties

Filling slots	Without
Number of rows	1
Locating feature, bearing outer ring	None
Bore type	Cylindrical
Matched arrangement	No
Radial internal clearance	CN
Material, bearing	Bearing steel
Coating	Without
Sealing	Without
Lubricant	None
Relubrication feature	Without

## Logistics

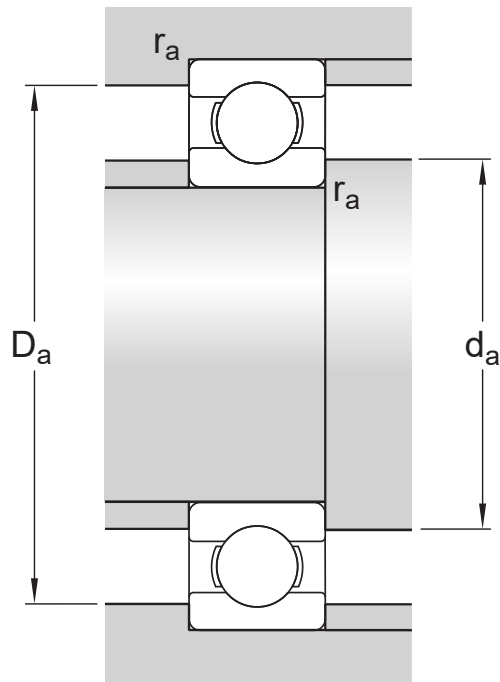
Product net weight	0.13 kg
eClass code	23-05-08-01
UNSPSC code	31171504

Technical specification



Dimensions

d	45 mm	Bore diameter
t <sub>Δdmp</sub>	-0.01 – 0 mm	Deviation limits of mid-range bore diameter
D	68 mm	Outside diameter
t <sub>ΔDmp</sub>	-0.011 – 0 mm	Deviation limits of mid-range outside diameter
B	12 mm	Width
t <sub>ΔBs</sub>	-0.12 – 0 mm	Deviation limits of ring width
d <sub>1</sub>	≈ 52.4 mm	Shoulder diameter
D <sub>1</sub>	≈ 61.2 mm	Shoulder diameter
r <sub>1,2</sub>	min. 0.6 mm	Chamfer dimension
	P6	ISO tolerance class for dimensions



## Abutment dimensions

$d_a$	min. 48.2 mm	Diameter of shaft abutment
$D_a$	max. 64.8 mm	Diameter of housing abutment
$r_a$	max. 0.6 mm	Radius of shaft or housing fillet

## Calculation data

Basic dynamic load rating	C	14 kN
Basic static load rating	$C_0$	9.8 kN
Fatigue load limit	$P_u$	0.465 kN
Reference speed		20 000 r/min
Limiting speed		13 000 r/min
Minimum load factor	$k_r$	0.02
Calculation factor	$f_0$	14.4

## Tolerances of run-out

Range of section height at inner ring of assembled bearing	$t_{kia}$	10 $\mu$ m
Range of section height at outer ring of assembled bearing	$t_{kea}$	13 $\mu$ m
ISO tolerance class for geometrical tolerances		P6

## Tolerances and clearances

---




### GENERAL BEARING SPECIFICATIONS

- Tolerances: Normal (metric), P6, P5, Normal (inch)
- Radial internal clearance: Classes C2 to C5

## BEARING INTERFACES

- Seat tolerances for standard conditions
- Tolerances and resultant fits

# More Information

 Product details	 Engineering information	 Tools
<a href="#">Single row deep groove ball bearings</a>	<a href="#">Principles of rolling bearing selection</a>	<a href="#">SKF Product select</a>
<a href="#">Stainless steel deep groove ball bearings</a>	<a href="#">General bearing knowledge</a>	<a href="#">SimPro Quick</a>
<a href="#">Single row deep groove ball bearings with filling slots</a>	<a href="#">Bearing selection process</a>	<a href="#">Bearing Frequency Calculator</a>
<a href="#">Double row deep groove ball bearings</a>	<a href="#">Bearing interfaces</a>	<a href="#">LubeSelect for SKF greases</a>
<a href="#">General bearing specifications</a>	<a href="#">Seat tolerances for standard conditions</a>	<a href="#">Heater selection tool</a>
<a href="#">Loads</a>	<a href="#">Selecting internal clearance</a>	
<a href="#">Temperature limits</a>	<a href="#">Lubrication</a>	
<a href="#">Permissible speed</a>	<a href="#">Sealing, mounting and dismounting</a>	
<a href="#">Designation system</a>	<a href="#">Bearing failure and how to prevent it</a>	

# Terms of use

By accessing and using this website / app owned and published by AB SKF (publ.) (556007-3495 · Gothenburg) ("SKF"), you agree to the following terms and conditions:

## **Warranty Disclaimer and Limitation of Liability**

Although every care has been taken to assure the accuracy of the information on this website / app, SKF provides this information "AS IS" and DISCLAIMS ALL WARRANTIES, EXPRESS OR IMPLIED, INCLUDING, BUT NOT LIMITED TO, IMPLIED WARRANTIES OF MERCHANTABILITY AND FITNESS FOR A PARTICULAR PURPOSE. You acknowledge that your use of this website / app is at your sole risk, that you assume full responsibility for all costs associated with use of this website / app, and that SKF shall not be liable for any direct, incidental, consequential, or indirect damages of any kind arising out of your access to, or use of the information or software made available on this website / app.

Any warranties and representations in this website / app for SKF products or services that you purchase or use will be subject to the agreed upon terms and conditions in the contract for such product or service.

Further, for non-SKF websites / apps that are referenced in our website / app or where a hyperlink appears, SKF makes no warranties concerning the accuracy or reliability of the information in these websites / apps and assumes no responsibility for material created or published by third parties contained therein. In addition, SKF does not warrant that this website / app or these other linked websites / apps are free from viruses or other harmful elements.

## **Third Party Services**

When viewing YouTube content via the SKF website(s) (i.e. using [YouTube API Services](#)), you agree to be bound by the [YouTube Terms of Service](#).

## **Copyright**

Copyright in this website / app copyright of the information and software made available on this website / app rest with SKF or its licensors. All rights are reserved. All licensed material will reference the licensor that has granted SKF the right to use the material. The information and software made available on this website / app may not be reproduced, duplicated, copied, transferred, distributed, stored, modified, downloaded or otherwise exploited for any commercial use without the prior written approval of SKF. However, it may be reproduced, stored and downloaded for use by individuals without prior written approval of SKF. Under no circumstances may this information or software be supplied to third parties.

This website /app includes certain images used under license from Shutterstock, Inc.

## **Trademarks and Patents**

All trademarks, brand names, and corporate logos displayed on the website / app are the property of SKF or its licensors, and may not be used in any way without prior written approval by SKF. All licensed trademarks published on this website / app reference the licensor that has granted SKF the right to use the trademark. Access to this website / app does not grant to the user any license under any patents owned by or licensed to SKF.

## **Changes**

SKF reserves the right to make changes or additions to this website / app at any time.