



# Essential SmartBright LED Downlight

## DN027C G3 LED15/CW 15W 220-240V D200

Essential SmartBright LED Downlight, 15 W, 1600 lm, 6500 K, Beam angle 110°, White

Essential SmartBright G2 LED Downlight is value for money product with high efficacy, good quality and reliability. It offers multiple configurations from 300lm to 2000lm output, to replace conventional downlight. It can be used for shopping mall, retail store, residential and office. It's an ideal product family to distribute in trade market.

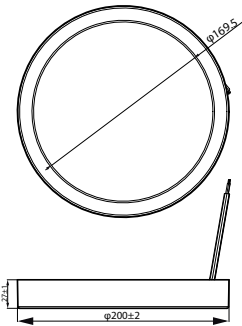
### Product data

General Information		Luminaire light beam spread	
Light source replaceable	No	110°	
Number of gear units	1 unit	Operating and Electrical	
Driver included	Yes	Input Voltage	220 to 240 V
Lighting Technology	LED	Line Frequency	50 or 60 Hz
Value ladder	Value	Input Frequency	50 or 60 Hz
Warranty period	3 years	Inrush current	4.35 A
Light Technical		Inrush time	0.1 ms
Luminous Flux	1,600 lm	Power Consumption	15 W
Correlated Color Temperature (Nom)	6500 K	Power Factor (Fraction)	0.9
Luminous Efficacy (rated) (Nom)	106.00 lm/W	Cable	Cable 0.2 m without plug
Color rendering index (CRI)	80	Number of products on MCB of 16 A type B	64
Light source color	865 cool daylight	Suitable for random switching	No
Optic type	Beam angle 110°	Protection class IEC	Safety class II

# Essential SmartBright LED Downlight

Controls and Dimming	
Dimmable	No
Driver/power unit/transformer	Power supply unit (On/Off)
Constant light output	No
Mechanical and Housing	
Housing Material	Metal–Plastic
Reflector material	-
Optic material	Polycarbonate
Optical cover material	Polycarbonate
Fixation material	Steel
Housing Color	White
Optical cover finish	Matte
Overall length	200 mm
Overall width	200 mm
Overall height	27 mm
Overall diameter	200 mm
Dimensions (Height x Width x Depth)	27 x 200 x 200 mm
Ingress protection code	IP20/40 [Finger-protected;Wire-protected]
Mech. impact protection code	IK03 [0.3 J]
Net Weight (Piece)	0.475 kg
Approval and Application	
Glow-wire test	Temperature 650 °C, duration 30 s
Flammability mark	For mounting on normally flammable surfaces

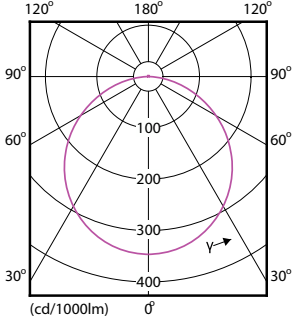

## Dimensional drawing



EU RoHS compliant	Yes
Ambient temperature range	-20 to +40 °C
Initial Performance (IEC Compliant)	
Luminous flux tolerance	+/-10%
Initial chromaticity	(IEC6500K, 0.313, 0.337) < 5SDCM
Power consumption tolerance	+/-10%
Over Time Performance (IEC Compliant)	
Driver failure rate at 5000 h	0.012 %
Median useful life L70B50	30,000 hour(s)
Product Data	
Order product name	DN027C G3 LED15/CW 15W 220-240V D200
Full product name	DN027C G3 LED15/CW 15W 220-240V D200
Full product code	871951435115800
Order code	929002676538
Material Nr. (12NC)	929002676538
Numerator - Quantity Per Pack	1
EAN/UPC - Product/Case	8719514351158
Numerator - Packs per outer box	24
EAN/UPC - Case	8719514351165

# Essential SmartBright LED Downlight

## Photometric data



General uniform lighting - DN027C G3 LED15/CW 15W 220-240V D200

Light Distribution Diagram - DN027C G3 LED15/CW 15W 220-240V D200

