




1" Dr. 6Pt. Impact Socket

1"



• Made of CR-Mo by cold forging process for impact resistance




No.	○ (mm)			
34805	17	6	36	19.7
34806	18	6	36	19.9
34807	19	6	36	20.1
34808	20	6	36	20.1
34809	21	6	36	20.3
34810	22	6	36	20.6
34811	23	1	30	20.1
34812	24	5	30	17.6
34813	25	6	30	21.9
34814	26	6	30	22.3
34815	27	5	30	18.9
34816	28	6	30	19.2
34817	29	5	30	19.9
34818	30	4	24	16.3
34819	31	6	24	19.5
34820	32	4	24	16.7
34821	33	4	24	16.8
34822	34	4	24	17.1
34823	35	4	24	18.3
34824	36	4	24	18.6
34825	37	4	24	19.1
34826	38	4	24	19.7
34827	39	4	24	19.8
34828	40	4	24	20.2
34829	41	4	16	14.5
34830	42	4	16	14.7
34831	43	4	16	15.1
34832	44	4	16	15.5
34833	45	4	16	16.8
34834	46	4	16	17.3
34835	47	4	16	17.4
34836	48	4	16	19
34837	49	1	12	19.6
34838	50	4	12	15
34839	51	2	12	15.4
34840	52	2	12	17
34841	53	-	12	17.6
34842	54	2	12	17.9
34843	55	2	12	18.8
34844	56	2	12	37.6
34845	57	2	12	19.6
34846	58	1	8	13.7
34847	59	1	8	15
34848	60	1	8	14.8
34849	63	1	8	15.1
34850	65	1	8	16.8
34851	67	-	8	17.5
34852	68	1	8	18.2
34853	69	-	8	19.1

1" Dr. 6Pt. Impact Deep Socket

1"






• Made of CR-Mo by cold forging process for impact resistance

No.	○ (mm)			
34905	17	1	18	15.7
34906	18	1	18	25.4
34907	19	-	18	10.8
34908	20	1	-	-
34909	21	1	18	16
34910	22	1	18	16.2
34911	23	1	-	-
34912	24	1	18	16.4
34913	25	-	18	16.6
34914	26	1	-	-
34915	27	1	18	17
34916	28	1	18	17.1
34917	29	1	18	17.3
34918	30	-	18	17.6
34919	31	1	18	17.8
34920	32	1	18	18.7
34921	33	1	18	18.5
34922	34	-	18	18.6
34923	35	1	12	12.5
34924	36	-	12	12.7
34925	37	1	12	19.4
34926	38	-	12	13.3
34928	40	1	-	-
34929	41	1	12	14.5
34930	42	1	-	-
34931	43	1	-	-
34934	46	1	6	9.3
34937	49	1	6	10.2
34938	50	1	6	10.3
34940	55	1	6	11.4

1/4" Dr. Magnetic Nut Driver



- Made of SVCM for high hardness, wear resistance and toughness
- Cold forged and subjected to integral heat treatment for impact resistance
- Applicable to electric and pneumatic screwdrivers
- Built-in magnet for easy connection with screws and nuts

No.	○ (mm)	L(mm)			
35106	6	65	12	144	5.5
35107	7	65	12	144	6
35108	8	65	12	144	6
35110	10	65	12	144	6.2
35112	12	65	12	144	8.2
35113	13	65	12	144	8.2